
STEAM OVEN

INSTALLATION CONSIDERATIONS

Accessing your product specifications	3
Electrical connection	5
Cabinetry trim	6
安装考虑事项 CN	8

FISHER & PAYKEL

CN

MINIMAL

OS60NMSVUB5, OS60NMSVUG5, OS60SAMHUNB5, OS60SAMHUNG5,
OS60SAMHUB5, OS60SAMHUG5, OS60SAMVUB5, OS60SAMVUG5,
OS60NAMHUNB5, OS60NAMHUNG5, OS60NAMHUB5, OS60NAMHUG5,
OS60NAMVUB5, OS60NAMVUG5

CONTEMPORARY

OS60NCSVUDX5, OS60SACHUDX5, OS60SACVUDX5, OS60NACHUDX5,
OS60NACVUDX5

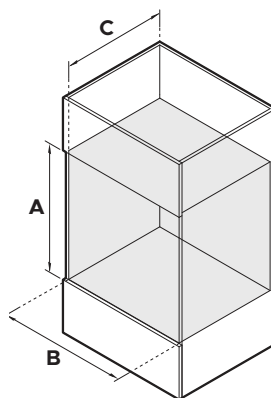
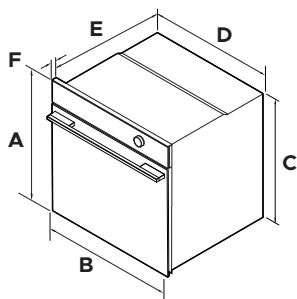
ACCESSING YOUR PRODUCT SPECIFICATIONS



For full product, cabinetry and service specifications, refer to the Planning Guide. To access the Planning Guide, scan the QR code or visit fisherpaykel.com/specify. Search by appliance type, product name or model code.

STANDARD (MINIMAL & CONTEMPORARY MODELS)

OS60SAMHUNB5, OS60SAMHUNG5, OS60SAMHUB5, OS60SAMHUG5,
OS60SAMVUB5, OS60SAMVUG5, OS60SACHUDX5, OS60SACVUDX5



PRODUCT DIMENSIONS	mm
A Overall height	598
B Overall width	596
C Chassis height	575
D Chassis width	556
E Chassis depth	545
F Control panel thickness	20

CAVITY DIMENSIONS	mm
A Minimum inside height of cavity	580
B Minimum inside width of cavity	560
C Minimum inside depth of cavity	550
Recommended cabinet width	600

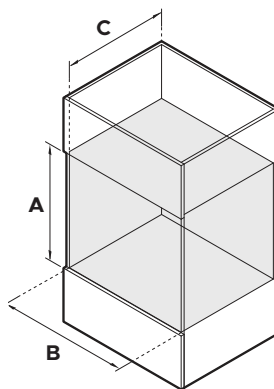
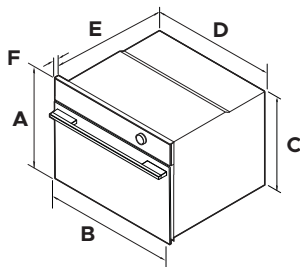
ACCESSING YOUR PRODUCT SPECIFICATIONS



For full product, cabinetry and service specifications, refer to the Planning Guide. To access the Planning Guide, scan the QR code or visit fisherpaykel.com/specify. Search by appliance type, product name or model code.

COMPACT (MINIMAL & CONTEMPORARY MODELS)

OS60NMSVUB5, OS60NMSVUG5, OS60NAMHUNB5, OS60NAMHUNG5,
OS60NAMHUB5, OS60NAMHUG5, OS60NAMVUB5, OS60NAMVUG5,
OS60NCSVUDX5, OS60NACHUDX5, OS60NACVUDX5




PRODUCT DIMENSIONS	mm
A Overall height	458
B Overall width	596
C Chassis height	435
D Chassis width	556
E Chassis depth	545
F Control panel thickness	20

CAVITY DIMENSIONS	mm
A Minimum inside height of cavity	440
B Minimum inside width of cavity	560
C Minimum inside depth of cavity	550
Recommended cabinet width	600

ELECTRICAL CONNECTION

SPECIFICATIONS	OS60 MODELS
Dedicated Circuit (A)	16
Rated Power (W)	50
Voltage (V)	220 – 240
Connection	Flex cord with plug 1500mm

CABINETY TRIM



Some models only

For light cabinetry, the supplied trim can be used to improve the overall finish. Refer to your installation guide for details.

蒸汽烤箱 安装考虑事项

查看您的产品规格	10
电气连接	12
橱柜装饰	13

FISHER & PAYKEL

CN

简约型

OS60NMSVUB5, OS60NMSVUG5, OS60SAMHUNB5, OS60SAMHUNG5,
OS60SAMHUB5, OS60SAMHUG5, OS60SAMVUB5, OS60SAMVUG5,
OS60NAMHUNB5, OS60NAMHUNG5, OS60NAMHUB5, OS60NAMHUG5,
OS60NAMVUB5, OS60NAMVUG5

现代型

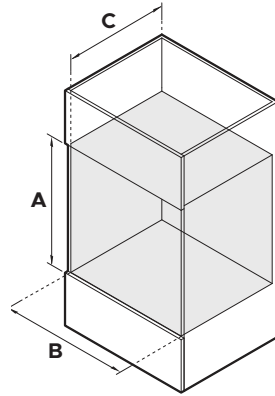
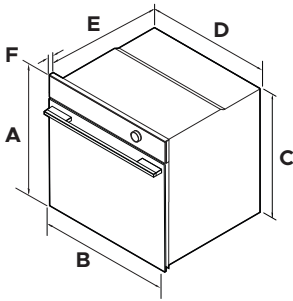
OS60NCSVUDX5, OS60SACHUDX5, OS60SACVUDX5, OS60NACHUDX5,
OS60NACVUDX5



关于完整的产品、安装柜和维修规格，请参阅《规划指南》。要查看《规划指南》，请扫描二维码或访问 fisherpaykel.com/specify。按电器类型、产品名称或型号代码搜索。

标准 (简约型和现代型)

OS60SAMHUNB5, OS60SAMHUNG5, OS60SAMHUB5, OS60SAMHUG5,
OS60SAMVUB5, OS60SAMVUG5, OS60SACHUDX5, OS60SACVUDX5



产品尺寸	毫米
A 总高度	598
B 总宽度	596
C 背板高度	575
D 机壳宽度	556
E 背板深度	545
F 控制面板厚度	20

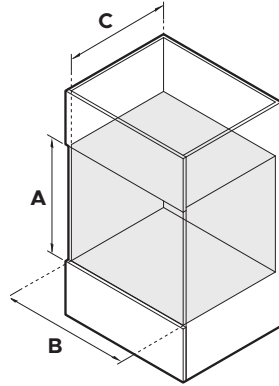
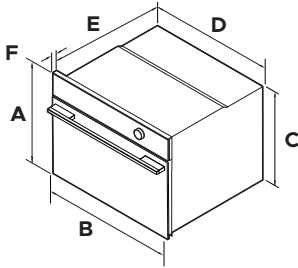
橱柜尺寸	毫米
A 安装柜内部最小高度	580
B 安装柜内部最小宽度	560
C 安装柜内部最小深度*	550
建议安装柜高度	600



关于完整的产品、安装柜和维修规格，请参阅《规划指南》。要查看《规划指南》，请扫描二维码或访问 fisherpaykel.com/specify。按电器类型、产品名称或型号代码搜索。

紧凑型(简约型和现代型)

OS60NMSVUB5, OS60NMSVUG5, OS60NAMHUNB5, OS60NAMHUNG5,
OS60NAMHUB5, OS60NAMHUG5, OS60NAMVUB5, OS60NAMVUG5,
OS60NCSVUDX5, OS60NACHUDX5, OS60NACVUDX5




产品尺寸	毫米
A 总高度	458
B 总宽度	596
C 背板高度	435
D 机壳宽度	556
E 背板深度	545
F 控制面板厚度	20

橱柜尺寸	毫米
A 安装柜内部最小高度	440
B 安装柜内部最小宽度	560
C 安装柜内部最小深度*	550
建议安装柜高度	600

电气连接

规格	OS60 型号
专用电路 (A)	16
额定功率 (瓦)	50
电压 (V)	220 - 240
连接	带插头的软线 1500 毫米



仅限某些型号

对于浅色橱柜,可使用随附的装饰条来加强装饰效果。安装步骤请参考安装指南。

