

60CM CONTEMPORARY OVENS AND COMPANIONS

PLANNING GUIDE

SERIES 9 PYROLYTIC OVEN | OB60SACPUDX5

SERIES 11 COMBI-STEAM OVEN | OS60SACHUDX5

SERIES 11 COMPACT COMBI-STEAM OVEN | OS60NACHUDX5

SERIES 9 COMPACT COMBI-MICROWAVE OVEN | OM60NCUDX5

SERIES 9 BUILT-IN COFFEE MAKER | EB60CSX3

SERIES 9 INTEGRATED TALL WARMING DRAWER | WB60SDTEI3

SERIES 9 WARMING DRAWER | WB60SCX3

SERIES 9 INTEGRATED WARMING DRAWER | WB60SDEI3

SERIES 9 VACUUM SEAL DRAWER | VB60SCX3

SERIES 9 INTEGRATED VACUUM SEAL DRAWER | VB60SDEI3

INTRODUCTION

This comprehensive planning guide provides you with the framework and tools to achieve your desired design outcome with Fisher & Paykel appliances. In this guide, you will find a range of conceptual, detailed, and dimensional product information to bring your ideas to life and create spaces that truly reflect your vision.

SUPPORT

For additional design planning and installation support please contact the Fisher & Paykel design support team.
designsupport@fisherpaykel.com

NOTES

The models shown in this Planning Guide may not be available in all markets and are subject to change at any time. Refer to our website fisherpaykel.com for the latest document version. Product specifications may vary from those shown. This Planning Guide should not be used as installation guidance for any product. Specific installation guidance will be available with the product on delivery and on our website.

CONCEPT DESIGN PAGE

DESIGN CHOICE

Styles	4
Contemporary Style	5
Installation Options	6
Overview	7

SPECIFICATION GUIDE

Pyrolytic Oven	9
Combi-Steam Oven	10
Compact Combi-Steam Oven	11
Compact Combi-Microwave Oven	12
Built-in Coffee Maker	13
Integrated Tall Warming Drawer	14
Warming Drawer	15
Integrated Warming Drawer	16
Vacuum Seal Drawer	17
Integrated Vacuum Seal Drawer	18
Dimensions - Ovens	19
Dimensions - Compact Ovens and Built-in Coffee Maker	20
Dimensions - Drawers	21
Services	22

DEVELOPED AND DETAILED DESIGN PAGE

DEVELOPED AND DETAILED DESIGN PAGE

DESIGN CHOICE



MINIMAL STYLE - HANDLELESS



MINIMAL STYLE



CONTEMPORARY STYLE

Celebrating a singular aesthetic to blend seamlessly into the kitchen, Minimal style ovens feature subtle textural and tonal contrasts for a sense of refinement and purity.

Defined by clean lines and timeless design cues, Contemporary style ovens bring a sense of balance and refinement. A versatile aesthetic that complements a range of kitchen styles.

This Planning Guide is for the Contemporary Style featuring 60cm Ovens and Companions. For information on other styles, please visit the Fisher and Paykel website. To see what models are available, head to the 'Overview' section in this Planning Guide.

The models shown in this Planning Guide may not be available in all markets and are subject to change at any time. Product specifications may vary from those shown. This Planning Guide should not be used as installation guidance for any product. Further information is required to safely and correctly install the products featured here. Specific installation guidance will be available with the product on delivery and on our website fisherpaykel.com

FINISH

OVENS

COMPANIONS

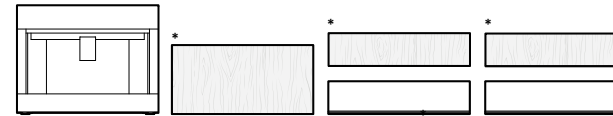
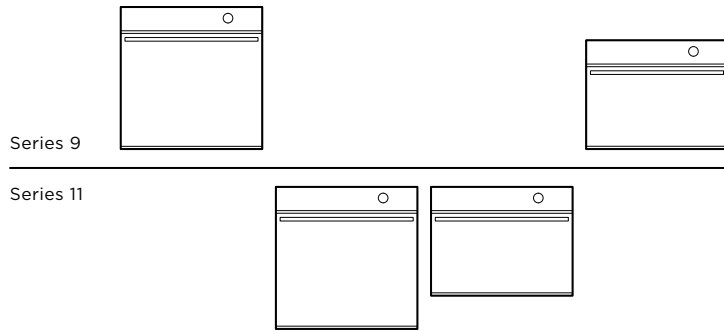
INSTALLATION OPTIONS

PYROLYTIC COMBI-STEAM COMBI-MICROWAVE

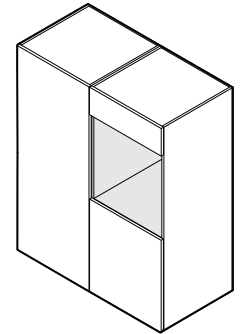
BUILT-IN COFFEE MAKER TALL WARMING DRAWER WARMING DRAWER VACUUM SEAL DRAWER



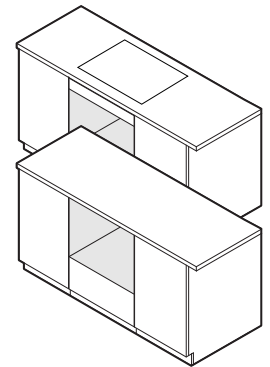
Brushed Silver Glass



*Integrated model, panel ready for a custom front panel.



Installation in wall



Installation under-bench

SERIES 11 - COMBI-STEAM OVENS

The Series 11 Combi-Steam Ovens have an internal water tank in the control panel.

The models shown in this Planning Guide may not be available in all markets and are subject to change at any time. Product specifications may vary from those shown. This Planning Guide should not be used as installation guidance for any product. Further information is required to safely and correctly install the products featured here. Specific installation guidance will be available with the product on delivery and on our website fisherpaykel.com

CONSIDERATIONS

Different configurations possible, consider heights for grid and row installations.

STACK HEIGHT

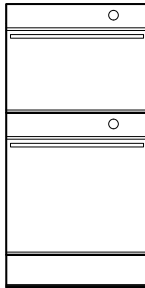
Stack Height is overall product height with minimum clearance above appliance front panel to upper cabinetry front panel or appliance.

STACKED INSTALLATION

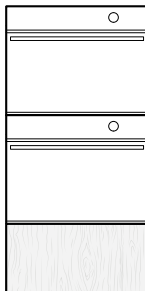
Stack Height
750mm



Stack Height
1200mm

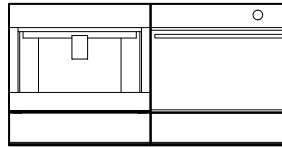


Stack Height
1210mm

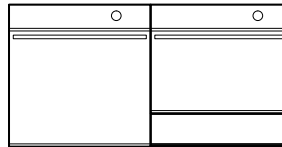


GRID INSTALLATION


Stack Height
600mm



Stack Height
600mm

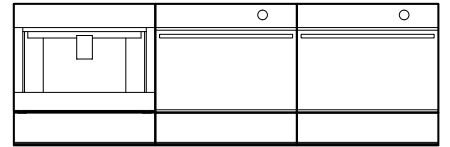


Stack Height
1200mm

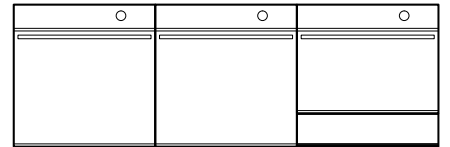


ROW INSTALLATION

Stack Height
600mm



Stack Height
600mm



The models shown in this Planning Guide may not be available in all markets and are subject to change at any time. Product specifications may vary from those shown. This Planning Guide should not be used as installation guidance for any product. Further information is required to safely and correctly install the products featured here. Specific installation guidance will be available with the product on delivery and on our website fisherpaykel.com

	FRONT ELEVATION					SIDE ELEVATION			
	PYROLYTIC OVEN	COMBI-STEAM OVEN	COMPACT COMBI-STEAM OVEN	COMPACT COMBI-MICROWAVE OVEN	BUILT-IN COFFEE	TALL WARMING DRAWER	WARMING DRAWER	VACUUM SEAL DRAWER	
Series	Series 9	Series 11	Series 11	Series 9	Series 9	Series 9	Series 9	Series 9	
Brushed Silver Glass Models	OB60SACPUDX5	OS60SACHUDX5	OS60NACHUDX5	OM60NCUDX5	EB60CSX3	-	WB60SCX3	VB60SCX3	
Integrated Models	-	-	-	-	-	WB60SDTEI3	WB60SDEI3	VB60SDEI3	
Interface	6.8" Touchscreen	6.8" Touchscreen	6.8" Touchscreen	6.8" Touchscreen	4.3" Touchscreen	-	-	-	
Overall Height	598mm	598mm	458mm	458mm	458mm	290mm	140mm	140mm	
Overall Width	596mm	596mm	596mm	596mm	596mm	596mm	596mm	596mm	
Control Panel/Front Panel Thickness	20mm	20mm	20mm	20mm	20mm	20mm	20mm	20mm	

*Integrated models available.

The models shown in this Planning Guide may not be available in all markets and are subject to change at any time. Product specifications may vary from those shown. This Planning Guide should not be used as installation guidance for any product. Further information is required to safely and correctly install the products featured here. Specific installation guidance will be available with the product on delivery and on our website fisherpaykel.com

SPECIFICATION GUIDE

SERIES 9 & 11



OVERVIEW

Designed to be distinctive and timeless, this Contemporary oven matches with our Contemporary style family of appliances. The pyrolytic self-cleaning function breaks down food residue for an easy clean, while precise cooking methods with temperature and heat type recommendations for a wide range of food types are easily accessed via the large touch screen and SmartHQ™.

PRODUCTS

OB60SACPUDX5
60cm Series 9 Contemporary Pyrolytic Oven

SERIES & STYLE

Series 9
Contemporary

ACCESSORIES

- ① Pyro-proof Side Ladders
- ② Full Extension Sliding Shelf (x2)
- ③ Multi-functional Air Fry Tray

FEATURES

- ① Contemporary style is distinctive and timeless. Designed to match with our Contemporary style family of appliances
- ② Self-cleaning pyrolytic function breaks down food residue for an easy clean
- ③ Premium soft open and close door
- ④ Generous 72L useable capacity
- ⑤ Large 6.8" touchscreen is intuitive and easy to use
- ⑥ Create perfect results with precise cooking methods, with temperature and heat type recommendations for your food type
- ⑦ Moisture control and even heat distribution thanks to ActiveVent™ and AeroTech™ technology
- ⑧ Includes a wired temperature sensor for real-time monitoring of cooking temperatures
- ⑨ Connected capability via the SmartHQ™ app gives control & visibility from anywhere at anytime

ACCESSORIES

- ④ Roasting Dish
- ⑤ Flat Brushed Baking Tray
- ⑥ Wired Temperature Sensor



The models shown in this Planning Guide may not be available in all markets and are subject to change at any time. Product specifications may vary from those shown. This Planning Guide should not be used as installation guidance for any product. Further information is required to safely and correctly install the products featured here. Specific installation guidance will be available with the product on delivery and on our website fisherpaykel.com



OVERVIEW

Designed to be distinctive and timeless, this Combi-Steam oven matches with our Contemporary style family of appliances. With versatile cooking options including steam or convection, plus a Steam Clean function for easy maintenance. Precise cooking methods with temperature and heat type recommendations for a wide range of food types are easily accessed via the large touch screen and SmartHQ™.

PRODUCTS

OS60SACHUDX5

60cm Series 11 Contemporary Combi-Steam Oven

SERIES & STYLE

Series 11
Contemporary

ACCESSORIES

- ① Chrome Side Ladders
- ② Full Extension Sliding Shelf (x2)
- ③ Multi-functional Air Fry Tray
- ④ Roasting Dish
- ⑤ Flat Brushed Baking Tray
- ⑥ Large Perforated Steam Dish

FEATURES

- ① Contemporary style is distinctive and timeless. Designed to match with our Contemporary style family of appliances
- ② Versatile cooking options with steam or convection heat for optimal results
- ③ Premium soft open and close door
- ④ Generous 72L useable capacity
- ⑤ Large 6.8" touchscreen is intuitive and easy to use
- ⑥ Create perfect results with precise cooking methods, with temperature and heat type recommendations for your food type
- ⑦ Moisture control and even heat distribution thanks to ActiveVent™ and AeroTech™ technology
- ⑧ Steam Clean function ensures a spotless oven with minimal effort
- ⑨ Includes a wired temperature sensor for real-time monitoring of cooking temperatures
- ⑩ Connected capability via the SmartHQ™ app gives control & visibility from anywhere at anytime

ACCESSORIES

- ⑦ Small Perforated Steam Dish
- ⑧ Large Steam Dish
- ⑨ Wired Temperature Sensor
- ⑩ Descale Solution x2 sachets (Part 580295)



The models shown in this Planning Guide may not be available in all markets and are subject to change at any time. Product specifications may vary from those shown. This Planning Guide should not be used as installation guidance for any product. Further information is required to safely and correctly install the products featured here. Specific installation guidance will be available with the product on delivery and on our website fisherpaykel.com



OVERVIEW

Designed to be distinctive and timeless, this Combi-Steam oven matches with our Contemporary style family of appliances. With versatile cooking options including steam or convection, plus a Steam Clean function for easy maintenance. Precise cooking methods with temperature and heat type recommendations for a wide range of food types are easily accessed via the large touch screen and SmartHQ™.

PRODUCTS

OS60NACHUDX5
60cm Series 11 Contemporary Compact Combi-Steam Oven

SERIES & STYLE

Series 11
Contemporary

ACCESSORIES

- ① Chrome Side Ladders
- ② Full Extension Sliding Shelf
- ③ Telescopic Sliding Runners
- ④ Wire Shelf
- ⑤ Multi-functional Air Fry Tray
- ⑥ Roasting Dish
- ⑦ Flat Brushed Baking Tray
- ⑧ Large Perforated Steam Dish

FEATURES

- ① Contemporary style is distinctive and timeless. Designed to match with our Contemporary style family of appliances
- ② Versatile cooking options with steam or convection heat for optimal results
- ③ Premium soft open and close door
- ④ Compact 45L useable capacity
- ⑤ Large 6.8" touchscreen is intuitive and easy to use
- ⑥ Create perfect results with precise cooking methods, with temperature and heat type recommendations for your food type
- ⑦ Moisture control and even heat distribution thanks to ActiveVent™ and AeroTech™ technology
- ⑧ Steam Clean function ensures a spotless oven with minimal effort
- ⑨ Includes a wired temperature sensor for real-time monitoring of cooking temperatures
- ⑩ Connected capability via the SmartHQ™ app gives control & visibility from anywhere at anytime

ACCESSORIES

- ⑨ Small Perforated Steam Dish
- ⑩ Large Steam Dish
- ⑪ Wired Temperature Sensor
- ⑫ Descale Solution x2 sachets (Part 580295)



The models shown in this Planning Guide may not be available in all markets and are subject to change at any time. Product specifications may vary from those shown. This Planning Guide should not be used as installation guidance for any product. Further information is required to safely and correctly install the products featured here. Specific installation guidance will be available with the product on delivery and on our website fisherpaykel.com

**OVERVIEW**

Designed to be distinctive and timeless, this Combi-Microwave oven matches with our Contemporary style family of appliances. Versatile cooking options including microwave or convection offer efficient heating across a variety of dishes. Precise cooking methods with temperature and heat type recommendations for a wide range of food types are easily accessed via the large touch screen and SmartHQ™.

PRODUCTS**OM60NCUDX5**

60cm Series 9 Contemporary Compact Combi-Microwave Oven

SERIES & STYLE

Series 9
Contemporary

**FEATURES**

- ① Contemporary style is distinctive and timeless. Designed to match with our Contemporary style family of appliances
- ② Combines fast microwave cooking with even convection heat for versatile, efficient heating across a variety of dishes
- ③ Premium soft open and close door
- ④ Compact 38L useable capacity
- ⑤ Large 6.8" touchscreen is intuitive and easy to use
- ⑥ Create perfect results with precise cooking methods, with temperature and heat type recommendations for your food type
- ⑦ Versatile microwave only, convection only or combi-microwave functions to suit a range of cooking styles
- ⑧ Includes a wired temperature sensor for real-time monitoring of cooking temperatures
- ⑨ Connected capability via the SmartHQ™ app gives control & visibility from anywhere at anytime

ACCESSORIES

- ① Chrome Side Ladders
- ② Wire Shelf
- ③ Step Down Wire Shelf
- ④ Glass Tray
- ⑤ Grill Rack
- ⑥ Wired Temperature Sensor

The models shown in this Planning Guide may not be available in all markets and are subject to change at any time. Product specifications may vary from those shown. This Planning Guide should not be used as installation guidance for any product. Further information is required to safely and correctly install the products featured here. Specific installation guidance will be available with the product on delivery and on our website fisherpaykel.com



OVERVIEW

Designed to be distinctive and timeless, this Coffee Maker matches with our Contemporary style family of appliances. It learns your preferences over time, offering personalised coffee at the touch of a button. With precise grinding, creamy milk frothing, and effortless self-cleaning, it brings barista-quality coffee home.

PRODUCTS

EB60CSX3

60cm Series 9 Contemporary Built-in Coffee Maker

SERIES & STYLE

Series 9
Contemporary



FEATURES

- ① Contemporary style is distinctive and timeless. Designed to match with our Contemporary style family of appliances
- ② Intuitive touch display brews a perfect cup of coffee at the touch of a button
- ③ Programmable timer turns on the Coffee Maker at the ideal time each day
- ④ Personalised coffee and smart self-learning menu preferences with 13 functions to suit any taste
- ⑤ Allows you to prepare hot milk or creamy froth in seconds
- ⑥ Stainless steel conical burr grinder with 13 coarseness positions
- ⑦ 15 bar pump pressure
- ⑧ Self-cleaning function and easy-to-empty coffee grounds container and drip tray
- ⑨ 2.4L water tank capacity

ACCESSORIES

- ① Milk Container (Auto-Froth)
- ② Steam Wand
- ③ Coffee Spoon
- ④ Cleaning Brush
- ⑤ Descaler Solution - 1 bottle
- ⑥ Water Hardness Indicator Paper
- ⑦ Water Filter

The models shown in this Planning Guide may not be available in all markets and are subject to change at any time. Product specifications may vary from those shown. This Planning Guide should not be used as installation guidance for any product. Further information is required to safely and correctly install the products featured here. Specific installation guidance will be available with the product on delivery and on our website fisherpaykel.com




OVERVIEW

Designed to be distinctive and timeless, this Warming Drawer matches with our Contemporary style family of appliances. Featuring a push-to-open mechanism, intuitive touch controls, and a smooth glass base for easy cleaning. With six tailored programmes and space for 16 place settings, it keeps meals ready to serve.

PRODUCTS

WB60SCTX3

60cm Series 9 Contemporary Tall Warming Drawer



SERIES & STYLE

Series 9
Contemporary

FEATURES

- ① Contemporary style is distinctive and timeless. Designed to match with our Contemporary style family of appliances
- ② Push-to-open drawer, designed for added convenience
- ③ Simple and intuitive touch controls for effortless operation
- ④ Easy-to-clean glass base
- ⑤ Automatic switch-off and delayed start functionality to help keep dishes warm until it is time to serve
- ⑥ Room for 16 standard-sized place settings
- ⑦ Six tailored programmes including Warming, Proofing, Dehydrating, and Slow Cooking offer convenience and flexibility

ACCESSORIES

- ① Accessory rack for optimising space

The models shown in this Planning Guide may not be available in all markets and are subject to change at any time. Product specifications may vary from those shown. This Planning Guide should not be used as installation guidance for any product. Further information is required to safely and correctly install the products featured here. Specific installation guidance will be available with the product on delivery and on our website fisherpaykel.com



OVERVIEW

Designed to be distinctive and timeless, this Warming Drawer matches with our Contemporary style family of appliances. Featuring a push-to-open mechanism, intuitive touch controls, and a smooth glass base for easy cleaning. With six tailored programmes and space for 6 place settings, it keeps meals ready to serve.

PRODUCTS

WB60SCX3

60cm Series 9 Contemporary Warming Drawer

SERIES & STYLE


Series 9

Contemporary

FEATURES

- ① Contemporary style is distinctive and timeless. Designed to match with our Contemporary style family of appliances
- ② Push-to-open drawer, designed for added convenience
- ③ Simple and intuitive touch controls for effortless operation
- ④ Easy-to-clean glass base
- ⑤ Automatic switch-off and delayed start functionality to help keep dishes warm until it is time to serve
- ⑥ Room for 6 standard-sized place settings
- ⑦ Six tailored programmes including Warming, Proofing, Dehydrating, and Slow Cooking offer convenience and flexibility



**OVERVIEW**

Panel ready design allows for seamless integration and customisation of this Warming Drawer with kitchen cabinetry for a cohesive kitchen look. Featuring a push-to-open mechanism, intuitive touch controls, and a smooth glass base for easy cleaning. With six tailored programmes and space for 6 place settings, it keeps meals ready to serve.

PRODUCTS

WB60SDEI3
60cm Series 9 Integrated Warming Drawer

SERIES & STYLE

Series 9
Integrated

FEATURES

- ① Panel ready design allows for seamless integration and customisation with kitchen cabinetry for a cohesive kitchen look
- ② Push-to-open drawer, designed for added convenience
- ③ Simple and intuitive touch controls for effortless operation
- ④ Easy-to-clean glass base
- ⑤ Automatic switch-off and delayed start functionality to help keep dishes warm until it is time to serve
- ⑥ Room for 6 standard-sized place settings
- ⑦ Six tailored programmes including Warming, Proofing, Dehydrating, and Slow Cooking offer convenience and flexibility


The models shown in this Planning Guide may not be available in all markets and are subject to change at any time. Product specifications may vary from those shown. This Planning Guide should not be used as installation guidance for any product. Further information is required to safely and correctly install the products featured here. Specific installation guidance will be available with the product on delivery and on our website fisherpaykel.com

**OVERVIEW**

Designed to be distinctive and timeless, this Vacuum Seal Drawer matches with our Contemporary style family of appliances. A push-to-open mechanism and intuitive touch controls offer effortless use, while three vacuum and heat sealing levels support sous vide preparation, marinating, and food storage, using reusable and BPA-free food-grade bags.

PRODUCTS

VB60SCX3
60cm Series 9 Contemporary Vacuum Seal Drawer

**SERIES & STYLE**

Series 9
Contemporary


FEATURES

- ① Contemporary style is distinctive and timeless. Designed to match with our Contemporary style family of appliances
- ② Push-to-open drawer, designed for added convenience
- ③ Simple and intuitive touch controls for effortless operation
- ④ Easy-to-clean glass base
- ⑤ Three levels of vacuum and heat sealing - for easy re-sealing, food portioning, marinating, storage and extending shelf life
- ⑥ Allows effortless preparation for sous vide cooking
- ⑦ Our food-grade, BPA-free bags are an excellent storage option — these can be re-used if sealed and cut appropriately

ACCESSORIES

- ① External Vacuuming Accessory Kit
- ② Large BPA-free Vacuum Seal Bags - 50 bags (Part 793034)
- ③ Small size BPA-free Vacuum Seal Bags - 50 bags (Part 793033)

The models shown in this Planning Guide may not be available in all markets and are subject to change at any time. Product specifications may vary from those shown. This Planning Guide should not be used as installation guidance for any product. Further information is required to safely and correctly install the products featured here. Specific installation guidance will be available with the product on delivery and on our website fisherpaykel.com



OVERVIEW

Panel ready design allows for seamless integration and customisation of this Vacuum Seal Drawer with kitchen cabinetry for a cohesive kitchen look. A push-to-open mechanism and intuitive touch controls offer effortless use, while three vacuum and heat sealing levels support sous vide preparation, marinating, and food storage, using reusable and BPA-free food-grade bags.

PRODUCTS

VB60SDEI3
60cm Series 9 Integrated Vacuum Seal Drawer

SERIES & STYLE

Series 9
Integrated



FEATURES

- ① Panel ready design allows for seamless integration and customisation with kitchen cabinetry for a cohesive kitchen look
- ② Push-to-open drawer, designed for added convenience
- ③ Simple and intuitive touch controls for effortless operation
- ④ Easy-to-clean glass base
- ⑤ Three levels of vacuum and heat sealing - for easy re-sealing, food portioning, marinating, storage and extending shelf life
- ⑥ Allows effortless preparation for sous vide cooking
- ⑦ Our food-grade, BPA-free bags are an excellent storage option – these can be re-used if sealed and cut appropriately

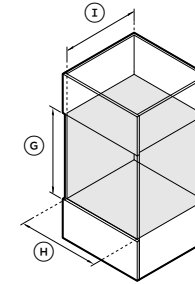
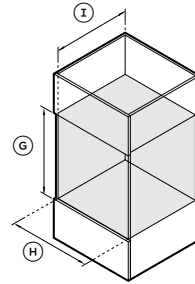
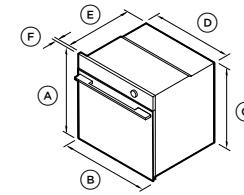
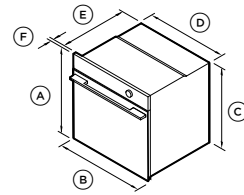
ACCESSORIES

- ① External Vacuuming Accessory Kit
- ② Large BPA-free Vacuum Seal Bags - 50 bags (Part 793034)
- ③ Small size BPA-free Vacuum Seal Bags - 50 bags (Part 793033)

The models shown in this Planning Guide may not be available in all markets and are subject to change at any time. Product specifications may vary from those shown. This Planning Guide should not be used as installation guidance for any product. Further information is required to safely and correctly install the products featured here. Specific installation guidance will be available with the product on delivery and on our website fisherpaykel.com

PRODUCT DIMENSIONS

CAVITY DIMENSIONS



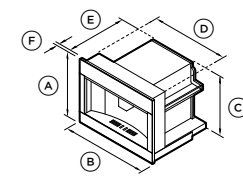
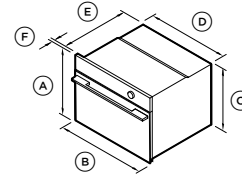
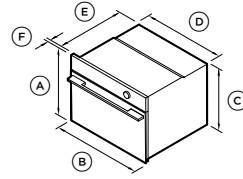
PRODUCT DIMENSIONS	
(A) Overall height	
(B) Overall width	
(C) Chassis height	
(D) Chassis width	
(E) Chassis depth	
(F) Control panel thickness	
Depth with door fully open*	
*Measured from front of control panel.	
CAVITY DIMENSIONS	
(G) Minimum inside height of cavity	
(H) Minimum inside width of cavity	
(I) Minimum inside depth of cavity*	
Recommended cabinet height	
Recommended cabinet width	
*Measured from front of chassis.	

PYROLYTIC OVEN OB60SACPUDX5	
	mm
	598
	596
	575
	556
	545
	20
	463
	mm
	580
	560
	550
	600
	600

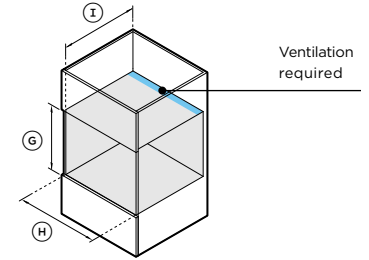
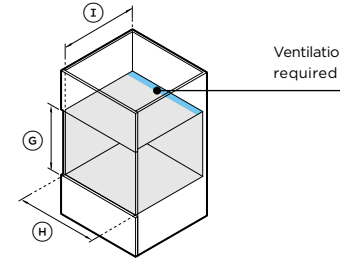
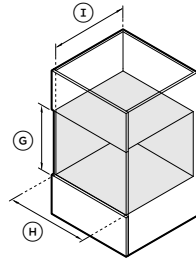
COMBI-STEAM OVEN OS60SACHUDX5	
	mm
	598
	596
	575
	556
	545
	20
	463
	mm
	580
	560
	550
	600
	600

The models shown in this Planning Guide may not be available in all markets and are subject to change at any time. Product specifications may vary from those shown. This Planning Guide should not be used as installation guidance for any product. Further information is required to safely and correctly install the products featured here. Specific installation guidance will be available with the product on delivery and on our website fisherpaykel.com

PRODUCT DIMENSIONS



CAVITY DIMENSIONS



COMPACT COMBI-STEAM OVEN
OS60NACHUDX5

COMPACT MICROWAVE OVEN
OM60NCUDX5

BUILT-IN COFFEE MAKER
EB60CSX3

PRODUCT DIMENSIONS

	mm
(A) Overall height	458
(B) Overall width	596
(C) Chassis height	435
(D) Chassis width	556
(E) Chassis depth	545
(F) Control panel thickness	20
Depth with door/drawer fully open*	324

	mm
(A) Overall height	458
(B) Overall width	596
(C) Chassis height	435
(D) Chassis width	556
(E) Chassis depth	545
(F) Control panel thickness	20
Depth with door/drawer fully open*	324

	mm
(A) Overall height	458
(B) Overall width	596
(C) Chassis height	445
(D) Chassis width	560
(E) Chassis depth	460
(F) Control panel thickness	20
Depth with door/drawer fully open*	435

*Measured from front of control panel.

CAVITY DIMENSIONS

	mm
(G) Minimum inside height of cavity	440
(H) Minimum inside width of cavity	560
(I) Minimum inside depth of cavity**	550
Recommended cabinet height	460
Recommended cabinet width	600

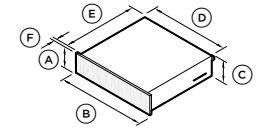
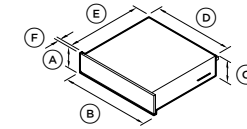
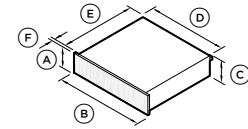
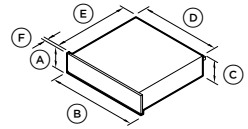
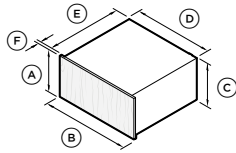
	mm
(G) Minimum inside height of cavity	440
(H) Minimum inside width of cavity	560
(I) Minimum inside depth of cavity**	550***
Recommended cabinet height	460
Recommended cabinet width	600

	mm
(G) Minimum inside height of cavity	450
(H) Minimum inside width of cavity	560*
(I) Minimum inside depth of cavity**	545***
Recommended cabinet height	460
Recommended cabinet width	600

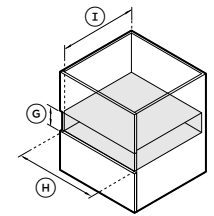
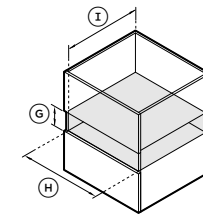
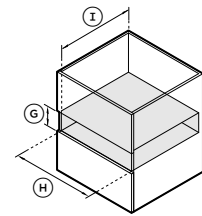
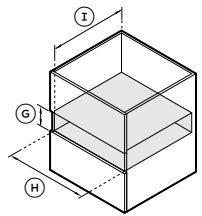
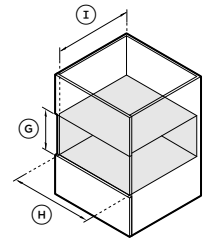
*Cabinetry requires additional vertical sidewalls to secure the product. **Measured from front of chassis. ***A rear ventilation air vent totalling 280cm² is required. The air vent must be located at the rear of the cabinet, it can be positioned at the base, sides, back or top of the cavity.

The models shown in this Planning Guide may not be available in all markets and are subject to change at any time. Product specifications may vary from those shown. This Planning Guide should not be used as installation guidance for any product. Further information is required to safely and correctly install the products featured here. Specific installation guidance will be available with the product on delivery and on our website fisherpaykel.com

PRODUCT DIMENSIONS



CAVITY DIMENSIONS



PRODUCT DIMENSIONS	
A Overall height	290
B Overall width	596
C Chassis height	290
D Chassis width	559*
E Chassis depth***	566
F Front panel thickness	min 16****
Front panel height	min 286
Front panel width	min 596
Depth of drawer open*****	414

TALL INTEGRATED WARMING DRAWER WB60SDTEI3	
	mm
A Overall height	290
B Overall width	596
C Chassis height	290
D Chassis width	559*
E Chassis depth***	566
F Front panel thickness	min 16****
Front panel height	min 286
Front panel width	min 596
Depth of drawer open*****	414

WARMING DRAWER WB60SCX3	
	mm
A Overall height	140
B Overall width	596
C Chassis height	140
D Chassis width	543
E Chassis depth***	547
F Front panel thickness	20
Front panel height	136
Front panel width	596
Depth of drawer open*****	414

INTEGRATED WARMING DRAWER WB60SDEI3	
	mm
A Overall height	140
B Overall width	596
C Chassis height	140
D Chassis width	559*
E Chassis depth***	566
F Front panel thickness	min 16****
Front panel height	min 136
Front panel width	min 596
Depth of drawer open*****	414

VACUUM SEAL DRAWER VB60SCX3	
	mm
A Overall height	140
B Overall width	596
C Chassis height	140
D Chassis width	556**
E Chassis depth***	545
F Front panel thickness	20
Front panel height	136
Front panel width	596
Depth of drawer open*****	414

INTEGRATED VACUUM SEAL DRAWER VB60SDEI3	
	mm
A Overall height	140
B Overall width	596
C Chassis height	140
D Chassis width	559**
E Chassis depth***	563
F Front panel thickness	min 16****
Front panel height	min 136
Front panel width	min 596
Depth of drawer open*****	414

*Including side brackets. **Including side brackets and anti-tip brackets. ***Including power plug. ****A clearance of 2mm between the cabinet and the custom panel is required for the push-to-open mechanism (spacer included). Maximum custom panel weight 5kg.
*****Measured from front of control panel.

CAVITY DIMENSIONS	
G Minimum inside height of cavity	292
H Minimum inside width of cavity	560
I Minimum inside depth of cavity*	570
Recommended cabinet height	294
Recommended cabinet width	600

	mm
G Minimum inside height of cavity	292
H Minimum inside width of cavity	560
I Minimum inside depth of cavity*	550
Recommended cabinet height	144
Recommended cabinet width	600

	mm
G Minimum inside height of cavity	142
H Minimum inside width of cavity	560
I Minimum inside depth of cavity*	550
Recommended cabinet height	144
Recommended cabinet width	600

	mm
G Minimum inside height of cavity	142
H Minimum inside width of cavity	560
I Minimum inside depth of cavity*	570
Recommended cabinet height	144
Recommended cabinet width	600

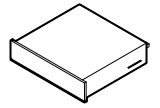
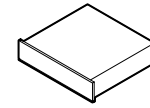
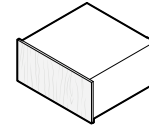
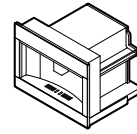
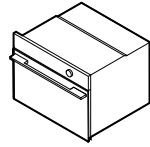
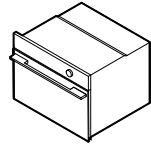
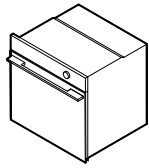
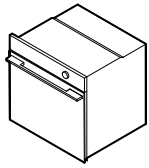
	mm
G Minimum inside height of cavity	142
H Minimum inside width of cavity	560
I Minimum inside depth of cavity*	550
Recommended cabinet height	144
Recommended cabinet width	600

	mm
G Minimum inside height of cavity	142
H Minimum inside width of cavity	560
I Minimum inside depth of cavity*	570
Recommended cabinet height	144
Recommended cabinet width	600

*Measured from front of chassis. Note: Drawers can fully support 60cm Fisher & Paykel ovens, without adding shelf in between.

The models shown in this Planning Guide may not be available in all markets and are subject to change at any time. Product specifications may vary from those shown. This Planning Guide should not be used as installation guidance for any product. Further information is required to safely and correctly install the products featured here. Specific installation guidance will be available with the product on delivery and on our website fisherpaykel.com

ISOMETRIC
VIEW



	PYROLYTIC OVEN OB60SACPUDX5	COMBI-STEAM OVEN OS60SACHUDX5	COMPACT COMBI-STEAM OVEN OS60NACHUDX5	COMPACT COMBI-MICROWAVE OVEN OM60NCUDX5	BUILT-IN COFFEE MAKER EB60CSX3	INTEGRATED TALL WARMING DRAWER WB60SDTEI3	WARMING DRAWER WB60SCX3 INTEGRATED WARMING DRAWER WB60SDEI3	VACUUM SEAL DRAWER VB60SCX3 INTEGRATED VACUUM SEAL DRAWER VB60SDEI3
PRODUCT REQUIREMENTS								
Dedicated Circuit (A)	16	16	16	16	10	10	10	10
Rated Power (W)	2800 - 3300	2800 - 3300	2800 - 3300	3350 - 3800	1350	810	810	320
Supply (Hz)	50	50	50	50	50	50	50	50
Voltage (V)	220 - 240	220 - 240	220 - 240	220 - 240	220 - 240	220 - 240	220 - 240	220 - 240
Connection	Hard-wired min 1500mm**	Hard-wired min 1500mm**	Hard-wired min 1500mm**	Hard-wired min 1500mm**	Flex cord 1700mm*	Flex cord 1800mm*	Flex cord 1800mm*	Flex cord 1800mm*

*Supplied with product. **The electrician provides sufficient free length of power supply cable to reach from the bottom rear of the cavity to at least 1.5m in front of the bottom edge of the opening.
Note: For multi-residential installs, use the Rated Power to calculate the demand.

CAPACITY								
Total Oven capacity	85L	85L	55L	49L	-	-	-	-
Total water tank capacity	-	2.4L	1.4L	-	2.4L	-	-	-

Note: All Coffee Makers and Steam Ovens have internal water tanks which need to be filled manually. No external water supply is required.

The models shown in this Planning Guide may not be available in all markets and are subject to change at any time. Product specifications may vary from those shown. This Planning Guide should not be used as installation guidance for any product. Further information is required to safely and correctly install the products featured here. Specific installation guidance will be available with the product on delivery and on our website fisherpaykel.com

