

FABRIC CARE

PLANNING GUIDE

Series 11 Fabric Care Cabinet | FC1260HG2

Series 11 Front Loader Washer | WH1260H5 | WH1260HG5

Series 9 Front Loader Washer | WH1260TG5

Series 11 Heat Pump Dryer | DH1060H5

Series 11 Display-free Heat Pump Dryer | DH1060HLG5

Series 9 Heat Pump Dryer | DH1060TG5

Series 11 Storage Plinth | FM2060SG2

Stacking Kit with Tray | ASKS60W5 | ASKS60G5

INTRODUCTION

This comprehensive planning guide provides you with the framework and tools to achieve your desired design outcome with Fisher & Paykel appliances. In this guide, you will find a range of conceptual, detailed, and dimensional product information to bring your ideas to life and create spaces that truly reflect your vision.

SUPPORT

For additional design planning and installation support please contact the Fisher & Paykel design support team.
designsupport@fisherpaykel.com

NOTES

The models shown in this Planning Guide may not be available in all markets and are subject to change at any time. For the latest version of this document, please visit our website at fisherpaykel.com. Product specifications may vary from those shown.

This Planning Guide is not intended to be used as installation guidance for any product. Detailed installation instructions are available on our website.

CONTENTS

CONCEPT DESIGN

PAGE

PRODUCT OVERVIEW

Product Overview	4
Product Configurations	5

SPECIFICATION GUIDE

WH1260H5, WH1260HG5, DH1060H5, DH1060HLG5	7
WH1260TG5, DH1060TG5	8
Front Loader Washer Specification	9
Display-free Heat Pump Dryer Specification	10
Heat Pump Dryer Specification	11
Fabric Care Cabinet Specification	12

DEVELOPED AND DETAILED DESIGN

PAGE

DATA SHEETS

Front Loader Washer	14
Heat Pump Dryer	15
Display-free Heat Pump Dryer	16
Fabric Care Cabinet	17

CONFIGURATIONS

Stacked with Plinth and Fabric Care Cabinet	19
Stacked with Plinth and 2x Fabric Care Cabinet	20
Side by Side	21
Stacked without storage plinth	22

DEVELOPED AND DETAILED DESIGN

PAGE

SERVICES

WH1260H5, WH1260TG5	24
WH1260HG5	25
DH1060H5, DH1060TG5	26
DH1060HLG5	27
FC1260HG2	28
Side by Side Configuration	29
Stacked Configuration	31

PRODUCT OVERVIEW

PRODUCT OVERVIEW

- 1 WH1260TG5**
12kg Series 9 Front Loader Washer, Graphite
- WH1260HG5**
12kg Series 11 Front Loader Washer, Graphite
- WH1260H5**
12kg Series 11 Front Loader Washer, White

- 2 DH1060TG5**
10kg Series 9 Heat Pump Dryer, Graphite
- DH1060H5**
10kg Series 11 Heat Pump Dryer, White

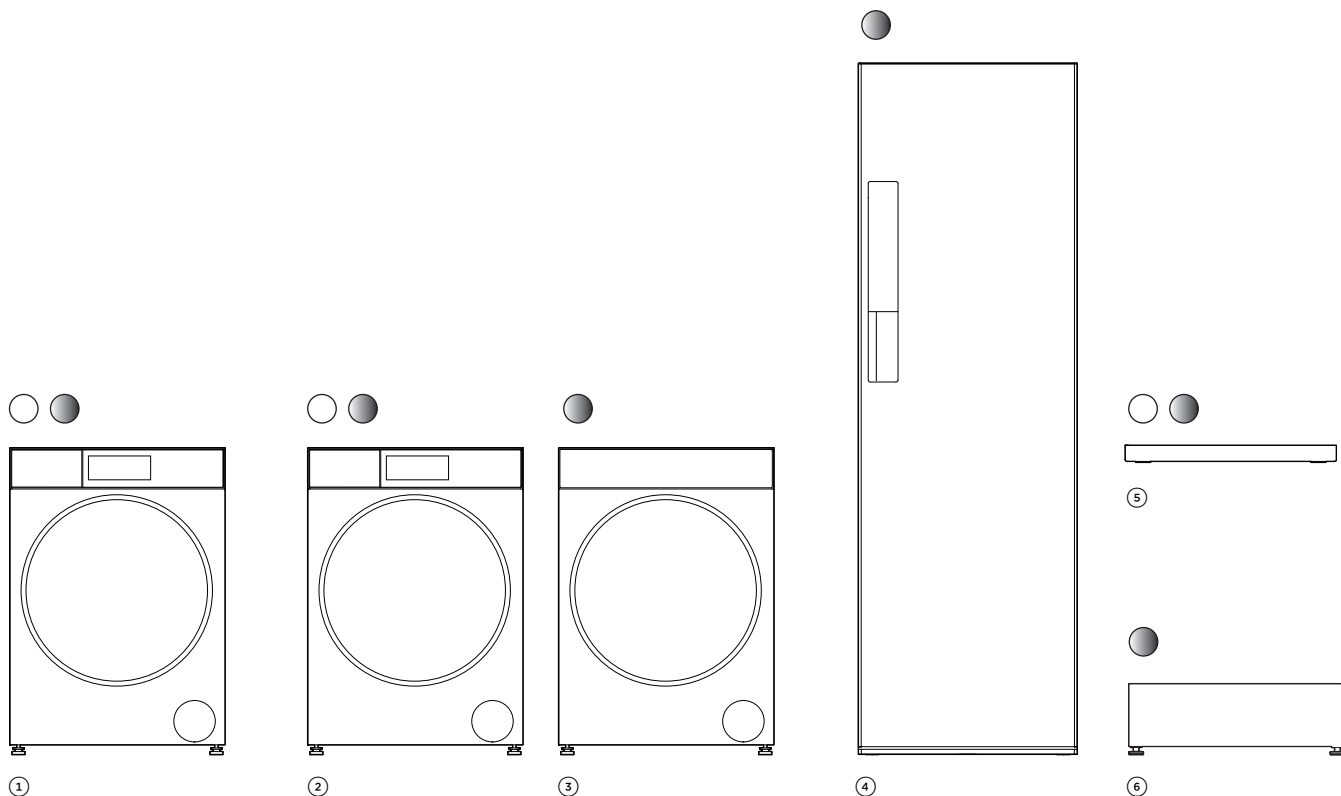
- 3 DH1060HLG5**
10kg Series 11 Display-free Heat Pump Dryer, Graphite
Pairs with WH1260HG5

- 4 FC1260HG2**
60cm Series 11 Fabric Care Cabinet, Graphite

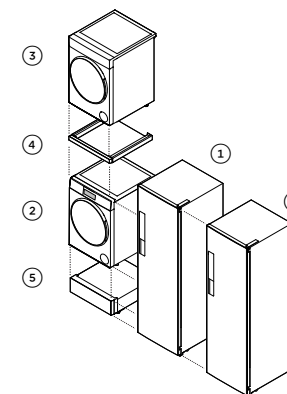
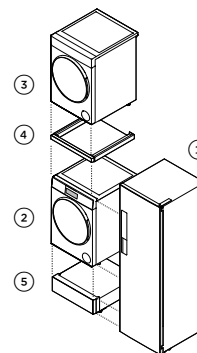
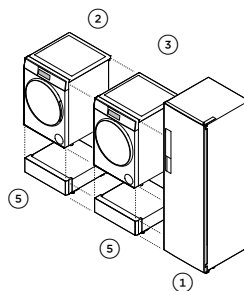
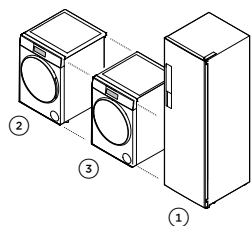
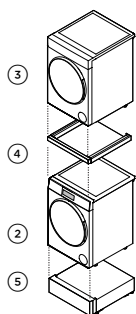
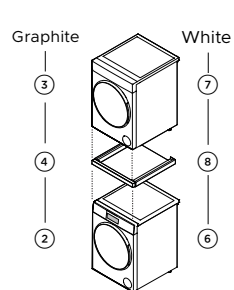
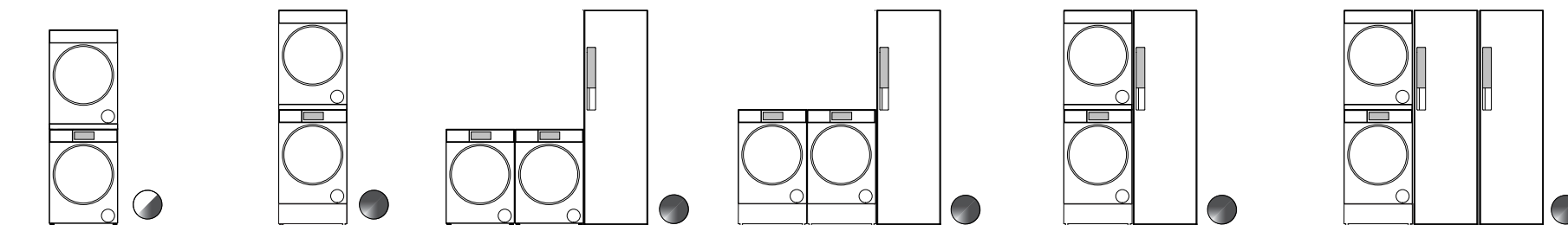
ACCESSORIES OVERVIEW

- 5 ASKS60G5**
Stacking Kit with Tray, Graphite
- ASKS60W5**
Stacking Kit with Tray, White

- 6 FM2060SG2**
18L Series 11 Storage Plinth, Graphite



The models shown in this Planning Guide may not be available in all markets and are subject to change at any time. For the latest version of this document, please visit our website at fisherpaykel.com. Product specifications may vary from those shown. The Planning Guide is not intended to be used as installation guidance for any product. Detailed installation instructions are available on our website.



MODEL CODE	COLOUR	MODEL CODE	COLOUR	PRODUCT DESCRIPTION	HINGE LOCATION
1 FC1260HG2	Graphite			Fabric Care Cabinet	Right Hand Hinge
2 WH1260HG5	Graphite	6 WH1260H5	White	Front Loader Washer	Left Hand Hinge
	Graphite			Front Loader Washer	Left Hand Hinge
3 DH1060HLG5	Graphite			Display-free Heat Pump Dryer	Left Hand Hinge, Reversible Hinge
	Graphite	7 DH1060H5	White	Heat Pump Dryer	Right Hand Hinge, Reversible Hinge
4 ASKS60G5	Graphite	8 ASKS60W5	White	Stacking Kit with Tray	-
5 FM2060SG2	Graphite			18L Series 11 Storage Plinth	-

* Other product configuration possible

The models shown in this Planning Guide may not be available in all markets and are subject to change at any time. For the latest version of this document, please visit our website at fisherpaykel.com. Product specifications may vary from those shown. The Planning Guide is not intended to be used as installation guidance for any product. Detailed installation instructions are available on our website.

SPECIFICATION GUIDE



WH1260H5 and DH1060H5



WH1260HG5 and DH1060HLG5

OVERVIEW

Elevating beyond the utility space, our Fabric Care Solutions pair sleek design and refined materials with advanced technology. Front Loader Washing Machines powered by SmartDrive™ deliver quieter operation, while Heat Pump Dryers with intelligent compressor control and moisture sensing provide efficient, gentle drying. With a vivid display, intuitive controls make caring for fibres effortless. Installed side-by-side, or stacked with a Stacking Kit on the Storage Plinth alongside the Fabric Care Cabinet, their aligned proportions and pared-back interfaces bring a cohesive, considered aesthetic to the laundry space or create harmony in wardrobes, mudrooms, and entryways.

FEATURES

- 1 The sleek modern design, large glass door and carefully selected materials elevate our Fabric Care Solutions beyond the utility space. Thoughtfully designed to harmonise with surrounding finishes, they enhance wardrobes, mudrooms, and entryways with a refined, considered presence.
- 2 Front Loader Washing Machines and Heat Pump Dryers are designed as a true pair, with aligned proportions, finishes, and controls. Install them side-by-side or stacked with the Stacking Kit. For the ultimate Fabric Care solution, place a stacked set on the Storage Plinth to pair seamlessly with the Fabric Care Cabinet.
- 3 Interfaces and detailing are paired back to achieve a clean, minimal presentation. This reduction in visual noise helps appliances blend into design-led environments, supporting calm and considered interiors.

FEATURES

- 4 Powered by SmartDrive™ and ActiveIntelligence™ technology, Front Loader Washing Machines deliver quiet operation with few moving parts, plus clever load size and soil sensing for perfect results. This makes them well suited to placement in open-plan areas or wardrobes, where a low-noise environment is important.
- 5 Heat Pump Dryer technology with precise temperature control and moisture sensing delivers efficient yet gentle drying. Intelligent compressor technology adjusts drying temperatures to suit each fibre's durability, while specialised tumble patterns ensure optimal care and cycle times.
- 6 The 7" colour touchscreen display with glass fascia provides a clear, modern interface to guide users through cycle selection with ease. This intuitive control makes it simple to prolong the soft luxury of Cashmere scarves, the breathable comfort of Hemp trousers, or the flowing elegance of a Lyocell dress.
- 7 Steam Refresh and Sanitise reduce reliance on dry-cleaning by refreshing garments quickly and safely at home.
- 8 Our intelligent push-to-open ModDose Auto-Dosing uses removable cartridges for everyday or specialist detergents. By reading each of your configured cartridges to ensure the right formula for the fibre, and prompting changes if needed, it delivers precise auto-dosing and tailored care.
- 9 Designed to reduce running costs and environmental impact with highly efficient energy and water ratings, delivering an effective and sustainable fabric care routine.
- 10 Haier Smart Home app compatibility enables remote monitoring, notifications when cycles are complete, and software updates when new cycles and feature enhancements are available.

The models shown in this Planning Guide may not be available in all markets and are subject to change at any time. For the latest version of this document, please visit our website at fisherpaykel.com. Product specifications may vary from those shown. The Planning Guide is not intended to be used as installation guidance for any product. Detailed installation instructions are available on our website.



WH1260TG5 and DH1060TG5

OVERVIEW

Elevating beyond the utility space, our Fabric Care Solutions pair sleek design and refined materials with advanced technology. Front Loader Washing Machines powered by SmartDrive™ deliver quieter operation, while Heat Pump Dryers with intelligent compressor control and moisture sensing provide efficient, gentle drying. With a vivid display, intuitive controls make caring for fibres effortless. Installed side-by-side, or stacked with a Stacking Kit on the Storage Plinth alongside the Fabric Care Cabinet, their aligned proportions and pared-back interfaces bring a cohesive, considered aesthetic to the laundry space or create harmony in wardrobes, mudrooms, and entryways.

FEATURES

- 1 The sleek modern design, large glass door and carefully selected materials elevate our Fabric Care Solutions beyond the utility space. Thoughtfully designed to harmonise with surrounding finishes, they enhance wardrobes, mudrooms, and entryways with a refined, considered presence.
- 2 Front Loader Washing Machines and Heat Pump Dryers are designed as a true pair, with aligned proportions, finishes, and controls. Install them side-by-side or stacked with the Stacking Kit. For the ultimate Fabric Care solution, place a stacked set on the Storage Plinth to pair seamlessly with the Fabric Care Cabinet.
- 3 Interfaces and detailing are paired back to achieve a clean, minimal presentation. This reduction in visual noise helps appliances blend into design-led environments, supporting calm and considered interiors.

FEATURES

- 4 Powered by SmartDrive™ and ActiveIntelligence™ technology, Front Loader Washing Machines deliver quiet operation with few moving parts, plus clever load size and soil sensing for perfect results. This makes them well suited to placement in open-plan areas or wardrobes, where a low-noise environment is important.
- 5 Heat Pump Dryer technology with precise temperature control and moisture sensing delivers efficient yet gentle drying. Intelligent compressor technology adjusts drying temperatures to suit each fibre's durability, while specialised tumble patterns ensure optimal care and cycle times.
- 6 The 7" colour touchscreen display with glass fascia provides a clear, modern interface to guide users through cycle selection with ease. This intuitive control makes it simple to care for everything from Silk blouses to Linen trousers, or even Wool, with the Woolmark Blue certified cycle.
- 7 Steam Refresh and Sanitise reduce reliance on dry-cleaning by refreshing garments quickly and safely at home.
- 8 FlexiDose Auto-Dosing protects fibres and prevents waste by dispensing the perfect amount of detergent and softener for every load. The push-to-open dispenser has two reservoirs, one for detergent and the other for softener, which can also hold extra detergent if required.
- 9 Designed to reduce running costs and environmental impact with highly efficient energy and water ratings, delivering an effective and sustainable fabric care routine.
- 10 Haier Smart Home app compatibility enables remote monitoring, notifications when cycles are complete, and software updates when new cycles and feature enhancements are available.

The models shown in this Planning Guide may not be available in all markets and are subject to change at any time. For the latest version of this document, please visit our website at fisherpaykel.com. Product specifications may vary from those shown. The Planning Guide is not intended to be used as installation guidance for any product. Detailed installation instructions are available on our website.

SPECIFICATIONS

Model Number

WH1260H5*	Front Loader Washer, White
WH1260HG5*	Front Loader Washer, Graphite**
WH1260TG5*	Front Loader Washer, Graphite

*Left Hand Hinge

**Pairs with DH1060HLG5 for Display-Free dryer function

Product Dimensions

H 850mm **W** 602mm **D** 661mm

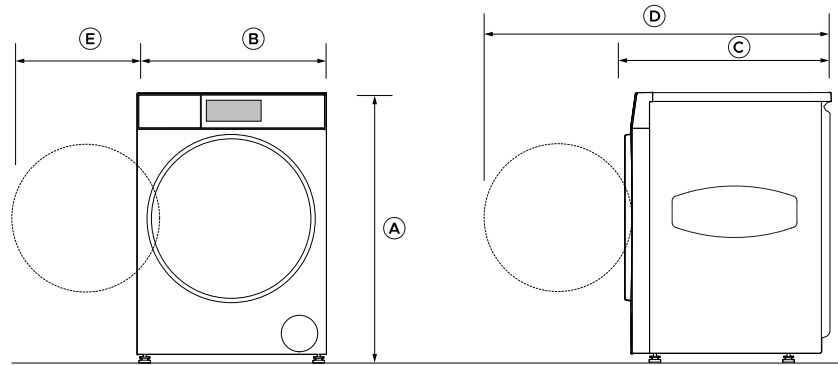
Electrical

Supply	220 V, 50 Hz
Service	10 A
Connection	3-pole plug with grounding

Plumbing

Supply	Hose set provided
Service	Max. 1MPa; Min. 30KPa Min 6 litres/min

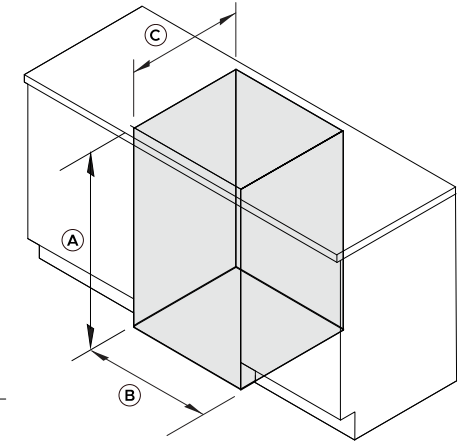
PRODUCT DIMENSIONS



FRONT VIEW

PROFILE VIEW

CAVITY DIMENSIONS



ISOMETRIC VIEW

	mm		mm
A Overall height	850	A Minimum height	865
Height of adjustable mounted feet	max +10	B Minimum width	622
B Overall width including chassis form	602	C Minimum depth	668
Overall width front panel	592	Minimum visual gap to adjacent product and cabinetry*	15
C Overall depth*	661		
D Depth with the door open	1146		
E Door clearance to adjacent wall	267		

*Applies to sides and top

*Includes door when closed

The models shown in this Planning Guide may not be available in all markets and are subject to change at any time. For the latest version of this document, please visit our website at fisherpaykel.com. Product specifications may vary from those shown. The Planning Guide is not intended to be used as installation guidance for any product. Detailed installation instructions are available on our website.

SPECIFICATIONS

Model Number

DH1060HLG5* ** Display-free Heat Pump Dryer, Graphite

* Pairs with WH1260HG5, Inter-Product communication cable is included

** Left Hand Hinge, Reversible Hinge

Product Dimensions

H 850mm **W** 602mm **D** 682mm

Electrical

Supply 220 V, 50 Hz

Service 10 A

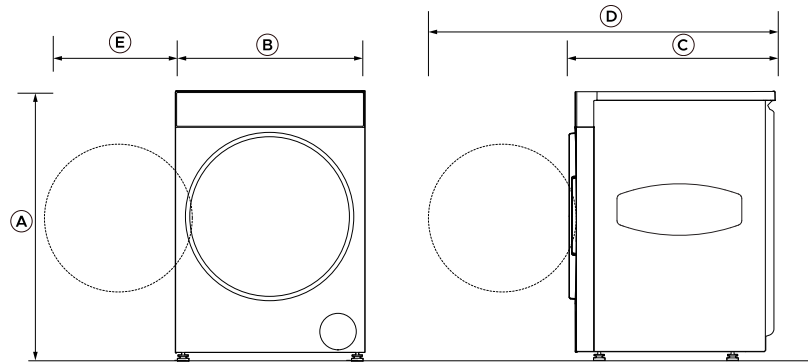
Connection 3-pole plug with grounding

Plumbing

Supply Hose set provided

Service Max. 1MPa; Min. 30KPa
Min 6 litres/min

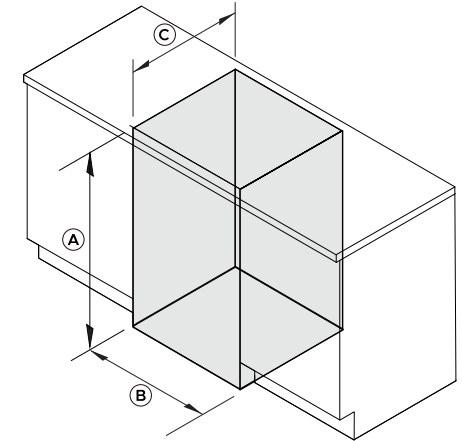
PRODUCT DIMENSIONS



FRONT VIEW

PROFILE VIEW

CAVITY DIMENSIONS



ISOMETRIC VIEW

	mm		mm
A Overall height	850	A Minimum height	865
Height of adjustable mounted feet	min -5 max +5	B Minimum width	622
B Overall width including chassis form	602	C Minimum depth	688
Overall width front panel	592	Minimum visual gap to adjacent product and cabinetry*	15
C Overall depth*	682	*Applies to sides and top	
D Depth with the door open	1167		
E Door clearance to adjacent wall	267		

*Includes door when closed

The models shown in this Planning Guide may not be available in all markets and are subject to change at any time. For the latest version of this document, please visit our website at fisherpaykel.com. Product specifications may vary from those shown. The Planning Guide is not intended to be used as installation guidance for any product. Detailed installation instructions are available on our website.

SPECIFICATIONS

Model Number

DH1060H5* Heat Pump Dryer, White

DH1060TG5* Heat Pump Dryer, Graphite

* Right Hand Hinge, Reversible

Product Dimensions

H 850mm **W** 602mm **D** 682mm

Electrical

Supply 220 V, 50 Hz

Service 10 A

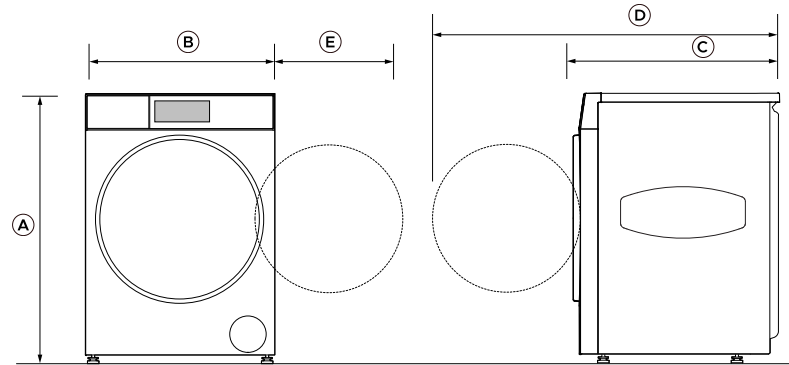
Connection 3-pole plug with grounding

Plumbing

Supply Hose set provided

Service Max. 1MPa; Min. 30KPa
Min 6 litres/min

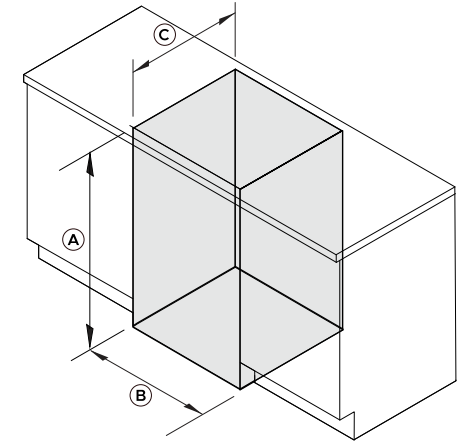
PRODUCT DIMENSIONS



FRONT VIEW

PROFILE VIEW

CAVITY DIMENSIONS



ISOMETRIC VIEW

	mm		mm
A Overall height	850	A Minimum height	865
Height of adjustable mounted feet	min -5 max +5	B Minimum width	622
B Overall width including chassis form	602	C Minimum depth	688
Overall width front panel	592	Minimum visual gap to adjacent product and cabinetry*	15
C Overall depth*	682	*Applies to sides and top	
D Depth with the door open	1167		
E Door clearance to adjacent wall	267		

*Includes door when closed

The models shown in this Planning Guide may not be available in all markets and are subject to change at any time. For the latest version of this document, please visit our website at fisherpaykel.com. Product specifications may vary from those shown. The Planning Guide is not intended to be used as installation guidance for any product. Detailed installation instructions are available on our website.

SPECIFICATIONS

Model Number

FC1260HG2* Fabric Care Cabinet, Graphite

* Right Hand Hinge

Product Dimensions

H 1900mm **W** 600mm **D** 660mm

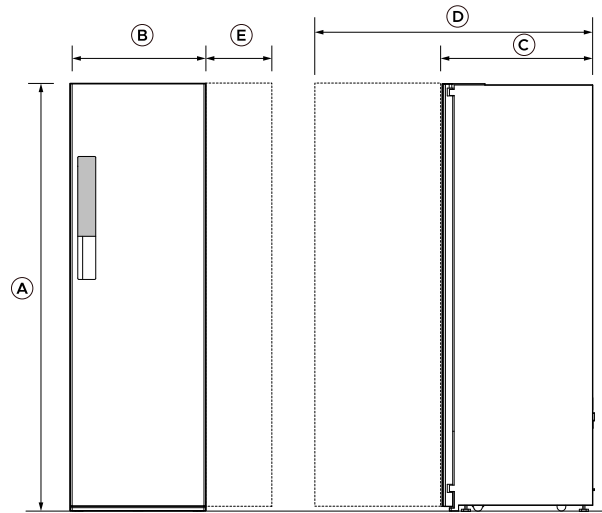
Electrical

Supply 220 V, 50 Hz

Service 10 A

Connection 3-pole plug with grounding

PRODUCT DIMENSIONS

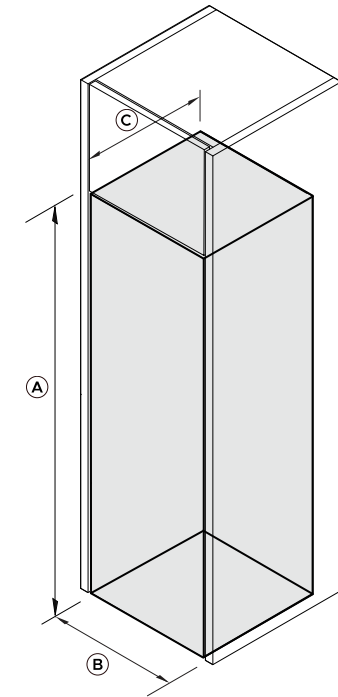


ISOMETRIC VIEW

	mm
A Overall height	1900
Height of adjustable mounted feet	max +12
B Overall width	600
C Overall depth*	660
D Depth with the door open	1285
E Door clearance to adjacent wall	min 235

*With door closed

CAVITY DIMENSIONS



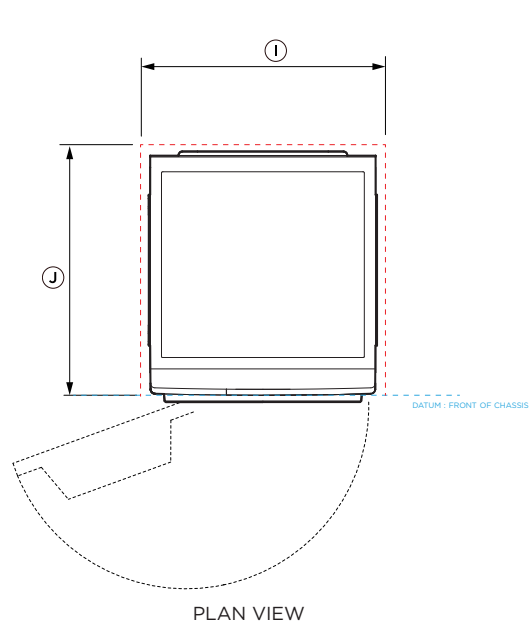
ISOMETRIC VIEW

	mm
A Minimum height	1915
B Minimum width	630
C Minimum depth	700
Minimum visual gap to adjacent cabinetry and product*	15

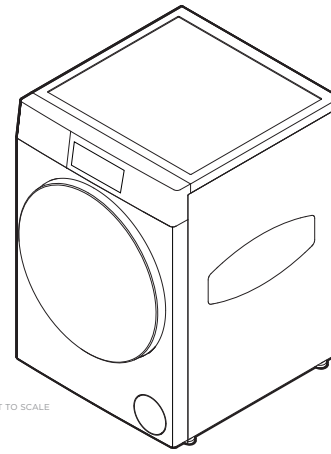
*Applies to sides and top

The models shown in this Planning Guide may not be available in all markets and are subject to change at any time. For the latest version of this document, please visit our website at fisherpaykel.com. Product specifications may vary from those shown. The Planning Guide is not intended to be used as installation guidance for any product. Detailed installation instructions are available on our website.

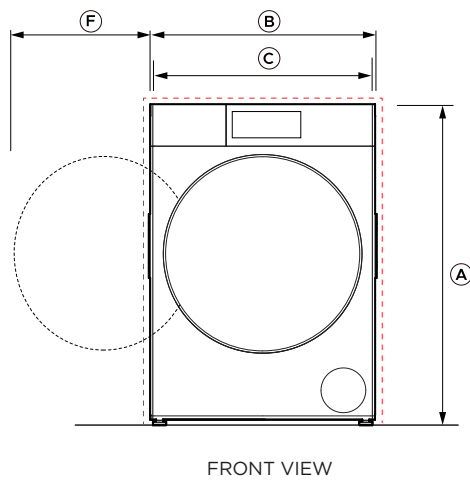
DATA SHEETS



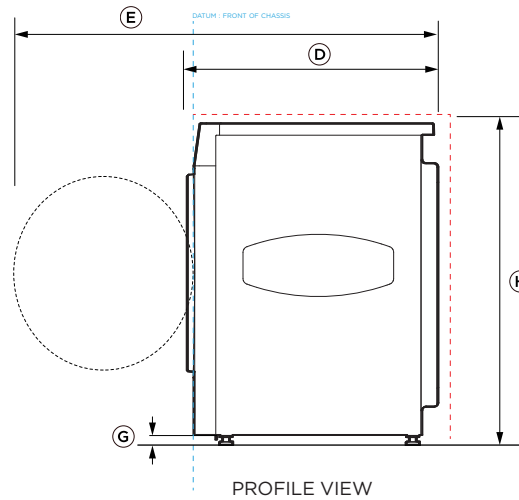
PLAN VIEW



ISOMETRIC VIEW



FRONT VIEW



PROFILE VIEW



Model no:

WH1260H5 Series 11 Front Loader Washing Machine, White
 WH1260HG5 Series 11 Front Loader Washing Machine, Graphite
 WH1260TG5 Series 9 Front Loader Washing Machine, Graphite

Hinge Left Hand Side

Product Dimensions		mm
A	Overall height	850
B	Overall width including chassis form	602
C	Overall width excluding chassis form	595
	Overall width front panel	592
D	Overall depth*	661
E	Depth with the door open	1146
F	Door clearance to adjacent wall	min 267
G	Height of adjustable mounted feet	max +10

* Includes door when closed

Cavity Dimensions: Standard Installation		mm
H	Minimum height of cavity*	865
I	Minimum width of cavity	622
J	Minimum depth of cavity	668
	Minimum gap clearance to adjacent product or cabinetry**	15

* Depends on feet adjustment

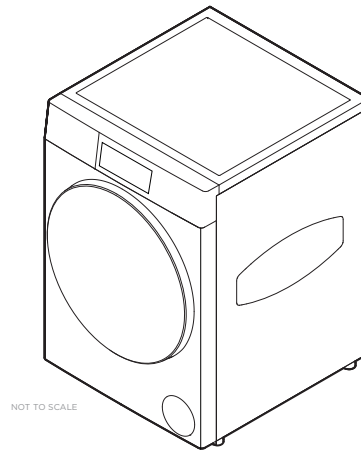
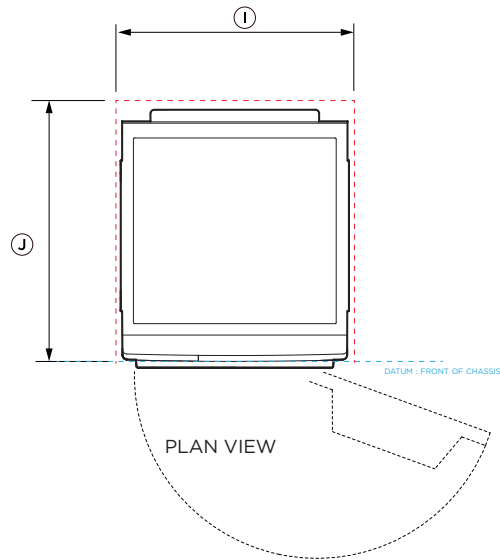
** Applies to sides and top

----- INDICATES CABINETRY / PRODUCT DATUM

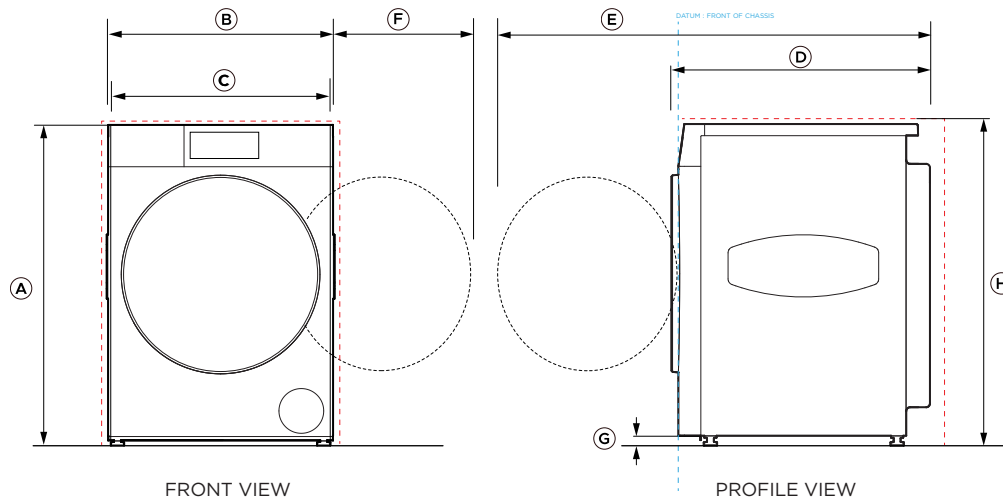
----- INDICATES CABINETRY CLEARANCES

----- INDICATES CUTOUT

IMPORTANT NOTE: Throughout this guide, dimensions may vary by +/- 2mm (1/16"). Please read the installation manual for detailed information on installing the product. For full installation instructions & specifications visit fisherpaykel.com



ISOMETRIC VIEW



FRONT VIEW

PROFILE VIEW



Model no:

DH1060H5 - Series 11 Heat Pump Dryer, White
 DH1060TG5 - Series 9 Heat Pump Dryer, Graphite

Right Hand Side Hinge

Product Dimensions		mm
A	Overall height	850
B	Overall width including chassis form	602
C	Overall width excluding chassis form	595
	Overall width front panel	592
D	Overall depth*	682
E	Depth with the door open	1167
F	Door clearance to adjacent wall	min 267
G	Height of adjustable mounted feet	min -5 max +5

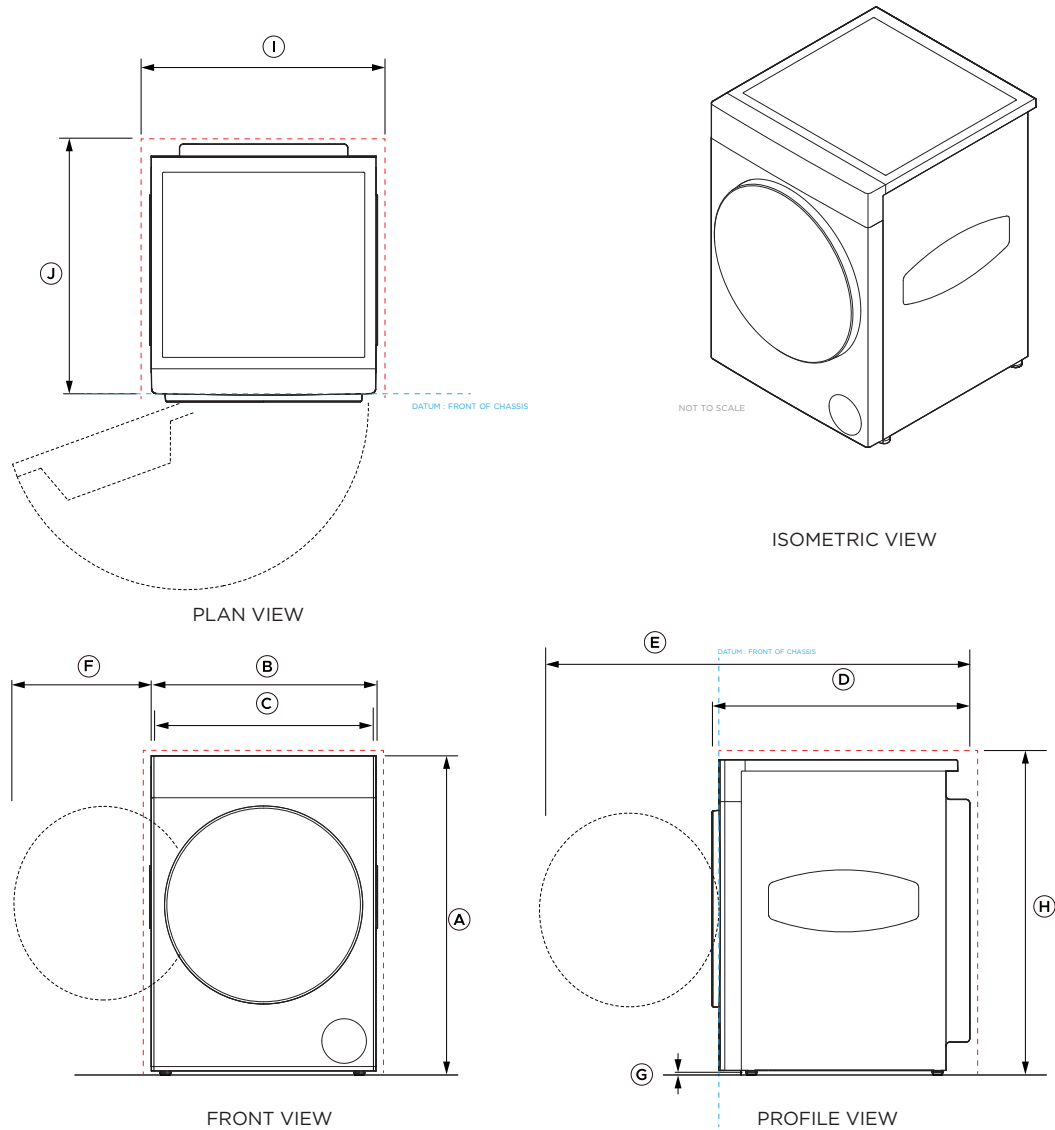
* Includes door when closed

Cavity Dimensions: Standard Installation		mm
H	Minimum height of cavity*	865
I	Minimum width of cavity	622
J	Minimum depth of cavity	688
	Minimum gap clearance to adjacent product or cabinetry**	15

* Depends on feet adjustment
 ** Applies to sides and top

----- INDICATES CABINETRY / PRODUCT DATUM
 - - - - - INDICATES CABINETRY CLEARANCES
 - - - - - INDICATES CUTOUT

IMPORTANT NOTE: Throughout this guide, dimensions may vary by +/- 2mm (1/16"). Please read the installation manual for detailed information on installing the product. For full installation instructions & specifications visit fisherpaykel.com



Model no:

DH1060HLG5 - Series 11 Display-free Heat Pump Dryer, Graphite

Left Hand Side Hinge

Product Dimensions

	mm
A Overall height	850
B Overall width including chassis form	602
C Overall width excluding chassis form	595
Overall width front panel	592
D Overall depth*	682
E Depth with the door open	1167
F Door clearance to adjacent wall	min 267
G Height of adjustable mounted feet	max +5 min -5

* Includes door when closed

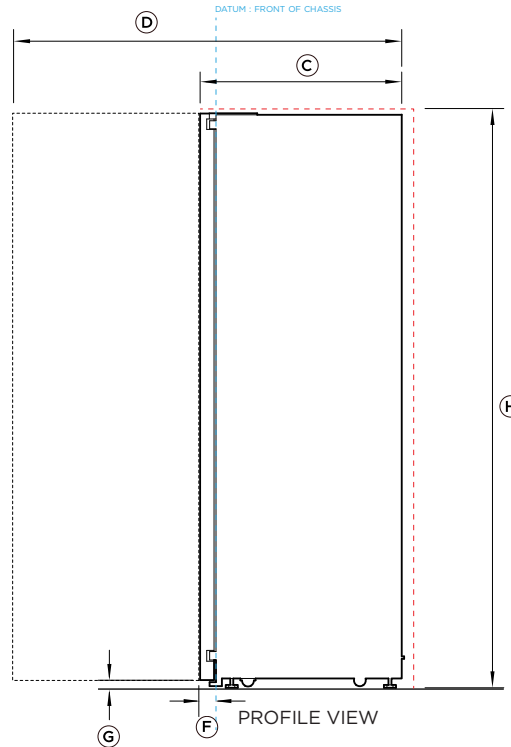
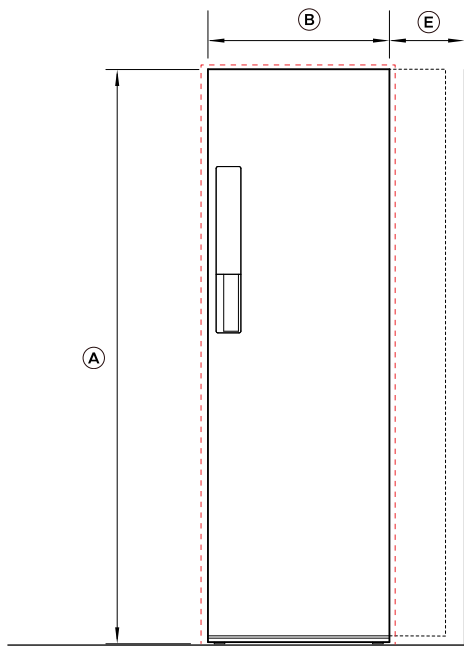
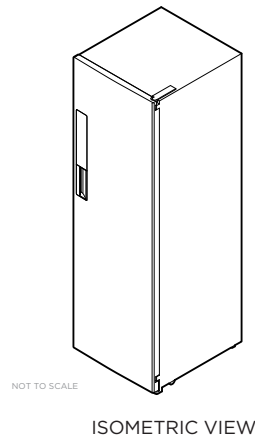
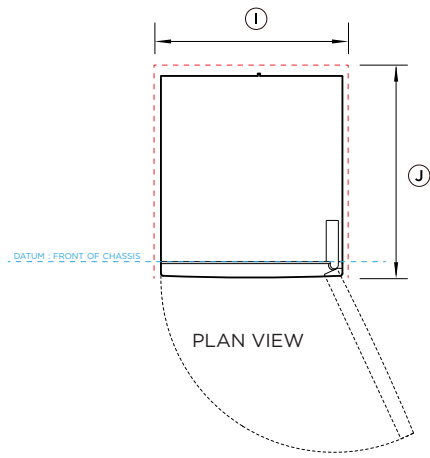
Cavity Dimensions: Standard Installation

	mm
H Minimum height of cavity*	865
I Minimum width of cavity	622
J Minimum depth of cavity	688
Minimum visual gap to adjacent product or cabinetry**	15

* Depends on feet adjustment

** Applies to sides and top

IMPORTANT NOTE: Throughout this guide, dimensions may vary by +/- 2mm (1/16"). Please read the installation manual for detailed information on installing the product. For full installation instructions & specifications visit fisherpaykel.com



Model no:

FC1260HG2 - Series 11 Fabric Care Cabinet, Graphite

Right Hand Side Hinge

Product Dimensions

	mm
A Overall height	1900
B Overall width	600
C Overall depth	660
D Depth with the door open	1285
E Door clearance to adjacent wall	min 235
F Door thickness	55
G Height of adjustable mounted feet	max +12

Cavity Dimensions: Standard Installation

	mm
H Overall height of cavity*	1915
I Minimum width of cavity	630
J Minimum depth of cavity	700
Minimum gap clearance to adjacent cabinetry**	15

* Depends on feet adjustment

** Applies to sides and top

----- INDICATES CABINETRY / PRODUCT DATUM

----- INDICATES CABINETRY CLEARANCES

----- INDICATES CUTOUT

IMPORTANT NOTE: Throughout this guide, dimensions may vary by +/- 2mm (1/16"). Please read the installation manual for detailed information on installing the product. For full installation instructions & specifications visit fisherpaykel.com

CONFIGURATIONS

STACKED WITH PLINTH AND FABRIC CARE CABINET

Washing Machine

WH1260TG5* Graphite

WH1260HG5* Graphite

*Left Hand Hinge

Heat Pump Dryer

DH1060TG5** Graphite

DH1060HLG5* Graphite

*Left Hand Hinge, dryer hinge is reversible
 **Right Hand Hinge, dryer hinge is reversible

Fabric Care Cabinet

FC1260HG2*** Graphite

***Right Hand Hinge

Storage Plinth

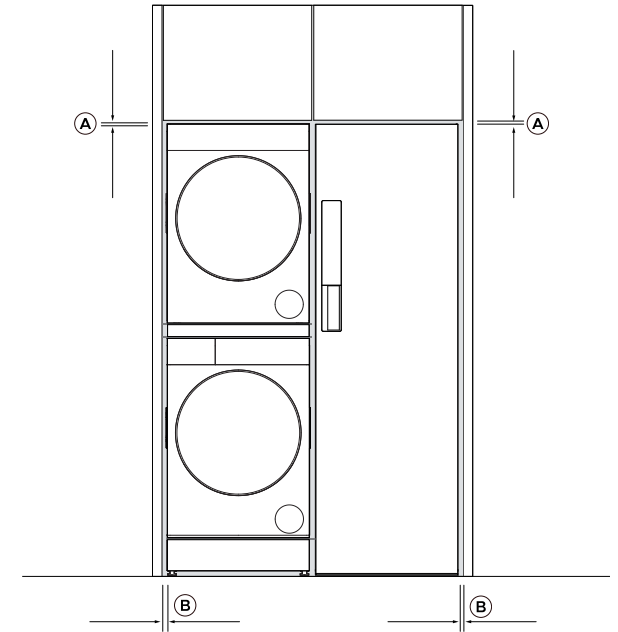
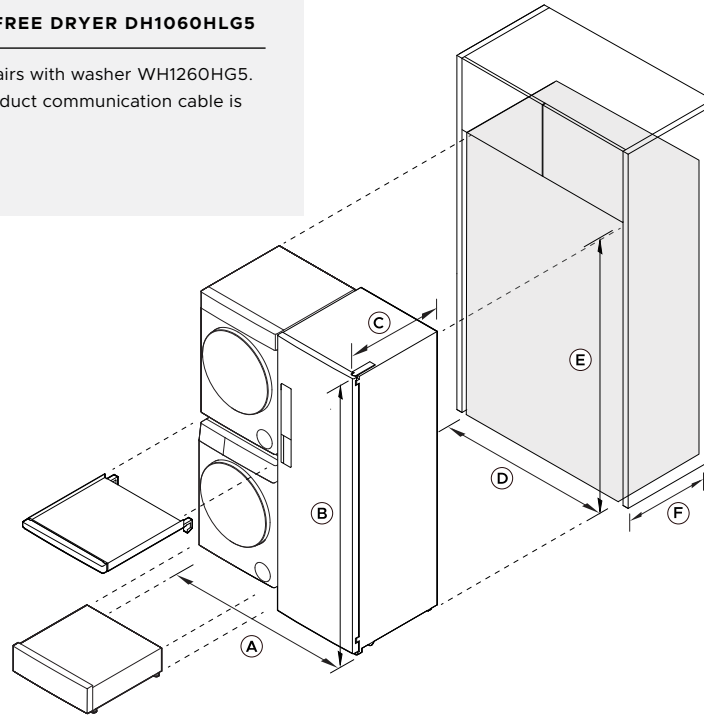
FM2060SG2 Graphite

Stacking Kit

ASKS60G5 Graphite

DISPLAY-FREE DRYER DH1060HLG5

The dryer pairs with washer WH1260HG5. An inter-Product communication cable is included.



INSTALLATION DIMENSION

Product Dimensions

		mm
A	Overall product width Washer, Dryer, Plinth, Stacking Kit and Fabric Care Cabinet	1212
B	Overall product height Washer, Dryer, Plinth, Stacking Kit and Fabric Care Cabinet	1900
C	Overall product depth Washer, Dryer, Plinth, Stacking Kit and Fabric Care Cabinet	682

Cavity Dimensions

D	Overall cavity width	1237
E	Overall cavity height	1915
F	Overall cavity depth	700

INSTALLATION DIMENSION

Gaps

		mm
A	Minimum chassis clearance*	10
	Minimum visual gap*	15
B	Minimum chassis clearance*	10
	Minimum visual gap*	15

*between adjacent product or cabinetry

The models shown in this Planning Guide may not be available in all markets and are subject to change at any time. Product specifications may vary from those shown. This Planning Guide should not be used as installation guidance for any product. Further information is required to safely and correctly install the products featured here. Specific installation guidance will be available with the product on delivery and on our website fisherpaykel.com

STACKED WITH PLINTH AND 2X FABRIC CARE CABINETS

Washing Machine

WH1260TG5* Graphite

WH1260HG5* Graphite

*Left Hand Hinge

Heat Pump Dryer

DH1060TG5** Graphite

DH1060HLG5* Graphite

*Left Hand Hinge, dryer hinge is reversible

**Right Hand Hinge, dryer hinge is reversible

Fabric Care Cabinet

FC1260HG2*** Graphite

***Right Hand Hinge

Storage Plinth

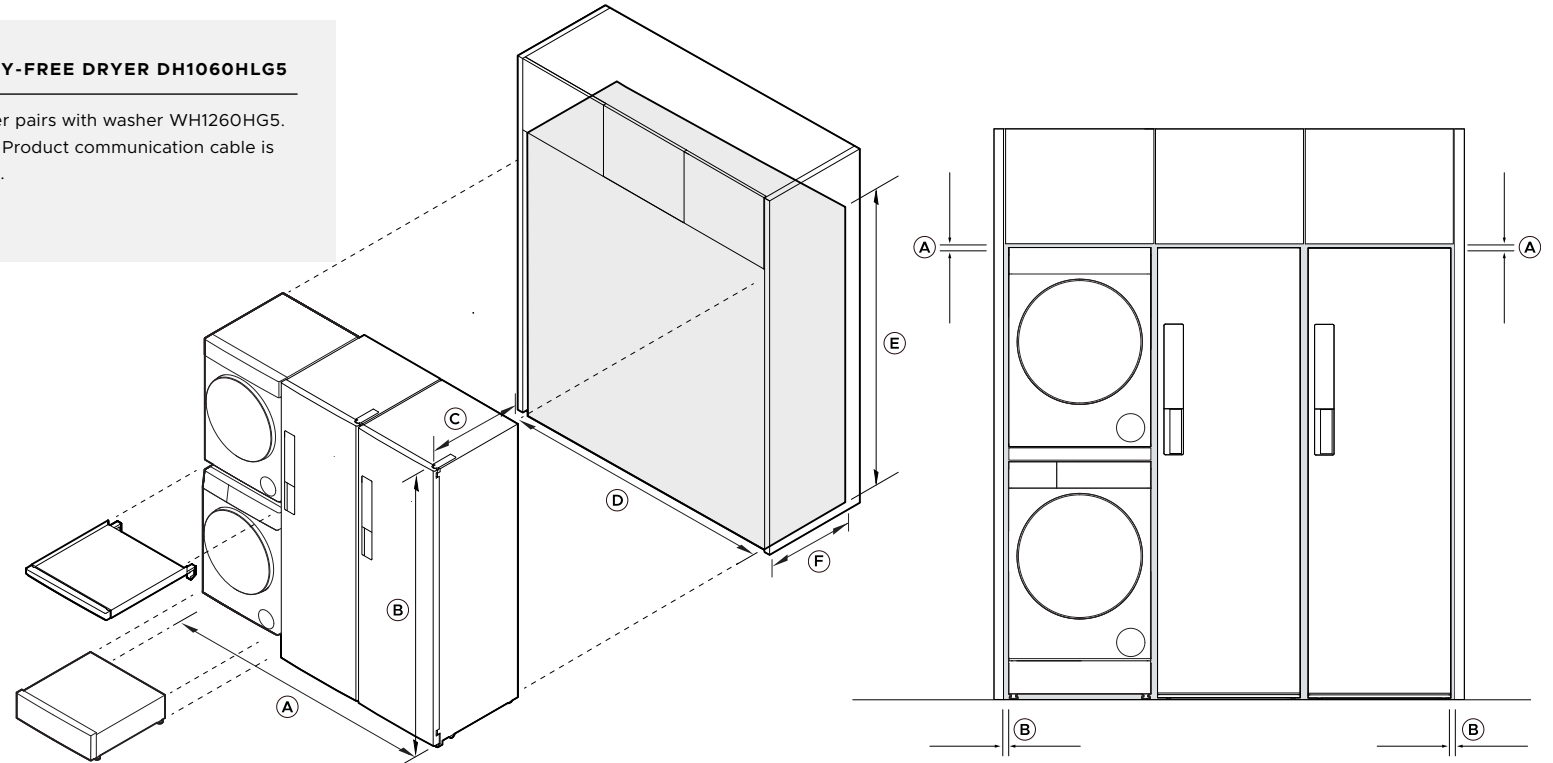
FM2060SG2 Graphite

Stacking Kit

ASKS60G5 Graphite

DISPLAY-FREE DRYER DH1060HLG5

The dryer pairs with washer WH1260HG5. An inter-Product communication cable is included.



INSTALLATION DIMENSION

Product Dimensions

	mm
A Overall product width Washer, Dryer, Plinth, Stacking Kit and Fabric Care Cabinets	1827
B Overall product height Washer, Dryer, Plinth, Stacking Kit and Fabric Care Cabinets	1900
C Overall product depth Washer, Dryer, Plinth, Stacking Kit and Fabric Care Cabinets	682

Cavity Dimensions

D Overall cavity width	1852
E Overall cavity height	1915
F Overall cavity depth	700

INSTALLATION DIMENSION

	mm
A Minimum chassis clearance*	10
Minimum visual gap*	15
B Minimum chassis clearance*	10
Minimum visual gap*	15

*between adjacent product or cabinetry

The models shown in this Planning Guide may not be available in all markets and are subject to change at any time. Product specifications may vary from those shown. This Planning Guide should not be used as installation guidance for any product. Further information is required to safely and correctly install the products featured here. Specific installation guidance will be available with the product on delivery and on our website fisherpaykel.com

**SIDE BY SIDE
WASHER, DRYER AND 2 X
STORAGE PLINTHS**

Washing Machine

WH1260TG5* Graphite

WH1260HG5* Graphite

*Left Hand Hinge

Heat Pump Dryer

DH1060TG5** Graphite

DH1060HLG5* Graphite

*Left Hand Hinge, dryer hinge is reversible

**Right Hand Hinge, dryer hinge is reversible

Fabric Care Cabinet

FC1260HG2*** Graphite

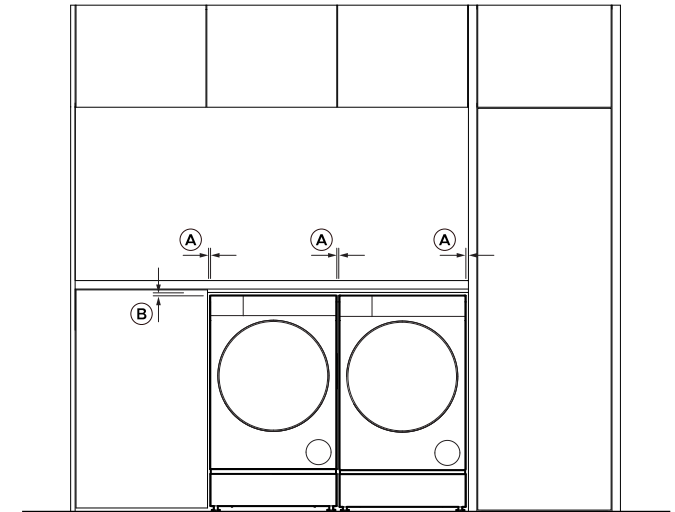
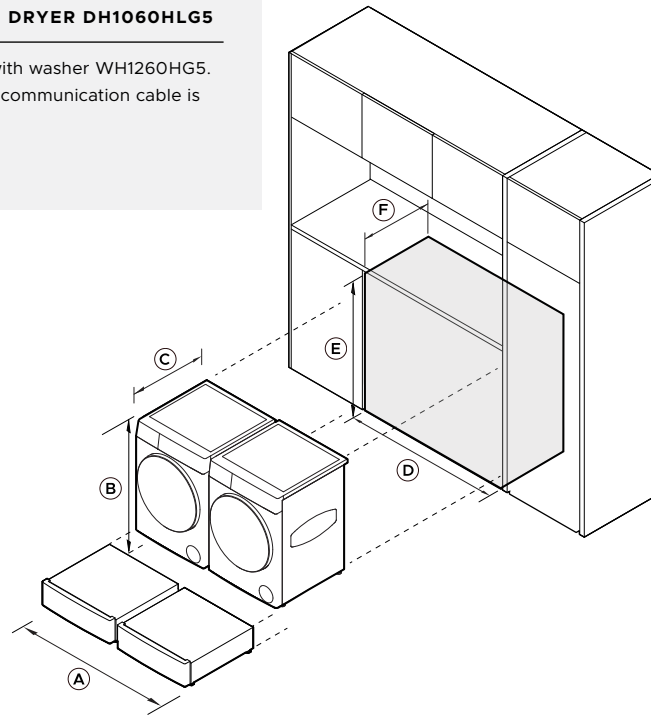
***Right Hand Hinge

Storage Plinth

FM2060SG2 Graphite

DISPLAY-FREE DRYER DH1060HLG5

The dryer pairs with washer WH1260HG5. An inter-Product communication cable is included.



INSTALLATION DIMENSION

Product Dimensions

	mm
A Overall product width Washer, Dryer and Storage Plinths	1214
B Overall product height Washer and Dryer and Storage Plinths	1025
C Overall product depth Washer and Dryer and Storage Plinths	695

Cavity Dimensions

D Overall cavity width Washer, Dryer and Storage Plinths	1236
E Overall cavity height Washer, Dryer and Storage Plinths	1042
F Overall cavity depth Washer, Dryer and Storage Plinths	688

INSTALLATION DIMENSION

Gaps

	mm
A Minimum chassis clearance*	10
Minimum visual gap*	15
B Minimum chassis clearance*	10
Minimum visual gap*	15

*between adjacent product or cabinetry

The models shown in this Planning Guide may not be available in all markets and are subject to change at any time. Product specifications may vary from those shown. This Planning Guide should not be used as installation guidance for any product. Further information is required to safely and correctly install the products featured here. Specific installation guidance will be available with the product on delivery and on our website fisherpaykel.com

STACKED WASHER, DRYER AND STACKING KIT

Washing Machine

WH1260H5* White

WH1260TG5* Graphite

WH1260HG5* Graphite

*Left Hand Hinge

Heat Pump Dryer

DH1060H5** White

DH1060TG5** Graphite

DH1060HLG5* Graphite

*Left Hand Hinge, dryer hinge is reversible

**Right Hand Hinge, dryer hinge is reversible

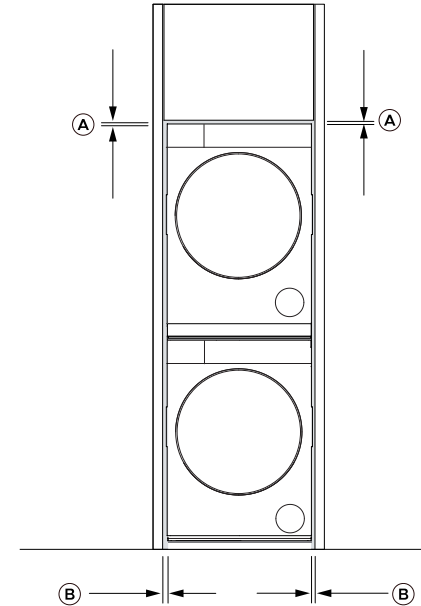
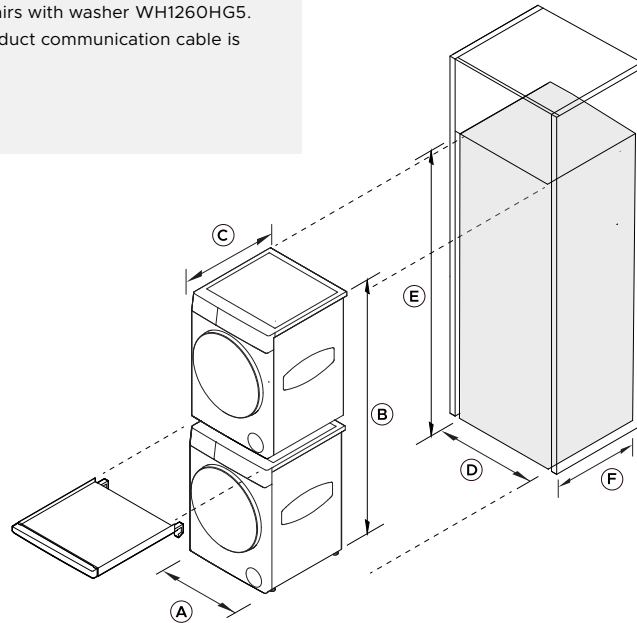
Stacking Kit with Tray

ASKS60G5 Graphite

ASKS60W5 White

DISPLAY-FREE DRYER DH1060HLG5

The dryer pairs with washer WH1260HG5. An inter-Product communication cable is included.



INSTALLATION DIMENSION

Product Dimensions

	mm
A Overall product width Washer, Dryer and Stacking Kit	595
B Overall product height Washer and Dryer and Stacking Kit	1722
C Overall product depth Washer and Dryer and Stacking Kit	682

Cavity Dimensions

D Overall cavity width Washer, Dryer and Stacking Kit	624
E Overall cavity height Washer, Dryer and Stacking Kit	1734
F Overall cavity depth Washer, Dryer Stacking Kit	688

INSTALLATION DIMENSION

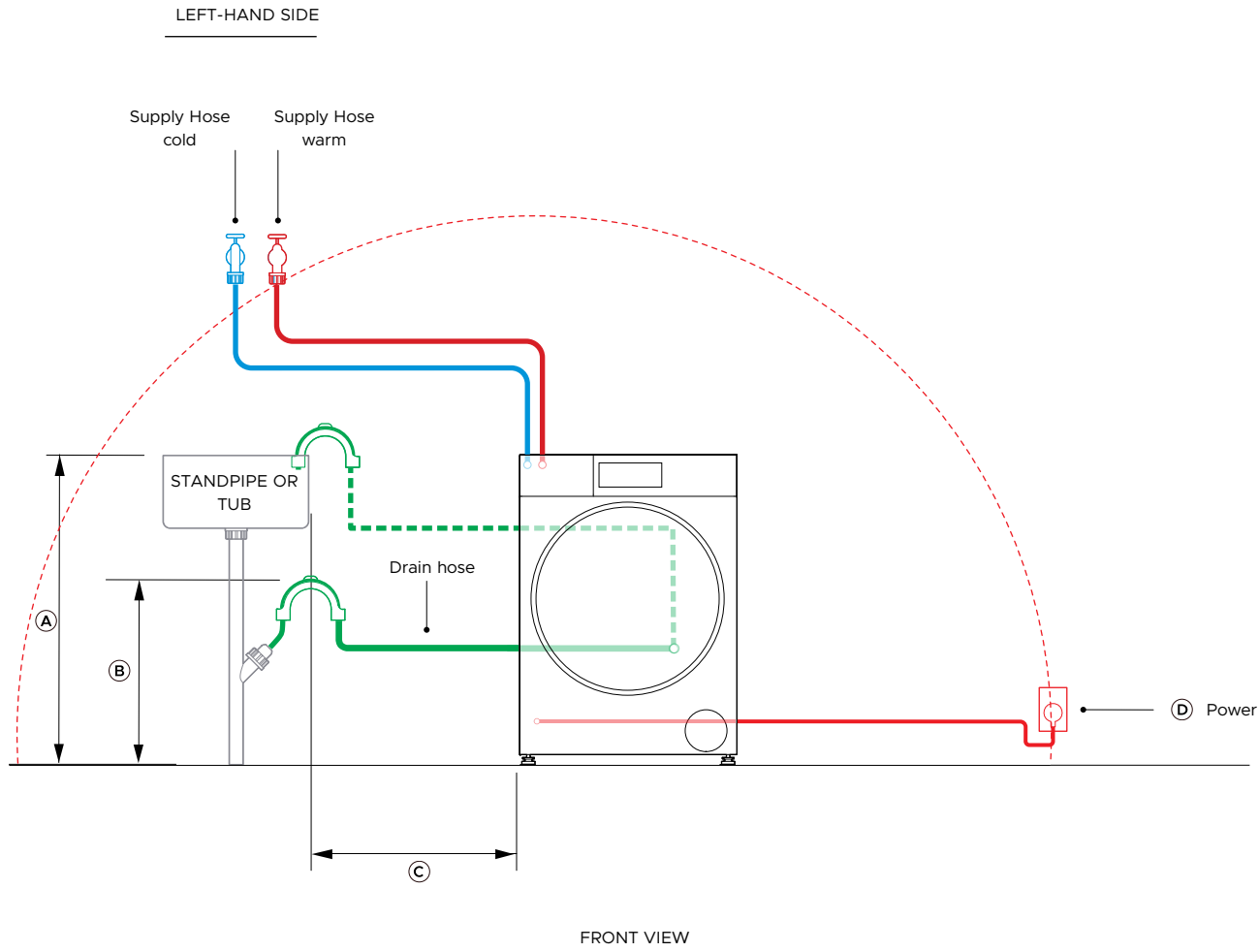
Gaps

	mm
A Minimum chassis clearance*	10
Minimum visual gap*	15
B Minimum chassis clearance*	10
Minimum visual gap*	15

*between adjacent product or cabinetry

The models shown in this Planning Guide may not be available in all markets and are subject to change at any time. For the latest version of this document, please visit our website at fisherpaykel.com. Product specifications may vary from those shown. The Planning Guide is not intended to be used as installation guidance for any product. Detailed installation instructions are available on our website.

SERVICES



Maximum Distance of Hoses and Cords

Model nos:

WH1260H5 Series 11 Front Loader Washing Machine, White
 WH1260TG5 Series 9 Front Loader Washing Machine, Graphite

Product Dimensions

	mm
A Maximum standpipe or tub height	1000
With storage plinth	1200
B Minimum standpipe or tub height	600
With storage plinth	800
C Maximum distance to standpipe when located on the left	400
Maximum distance to standpipe when located on the right	1000
D Maximum power cord length from power outlet	1400

Specifications

Electrical	
Supply	220 VAC, 50 Hz
Service	10 A
Outlet	3-pole plug with grounding
Plumbing	
Supply	Hose set provided
Pressure	Max. 1MPa Min. 30KPa; Min 6 litres/min

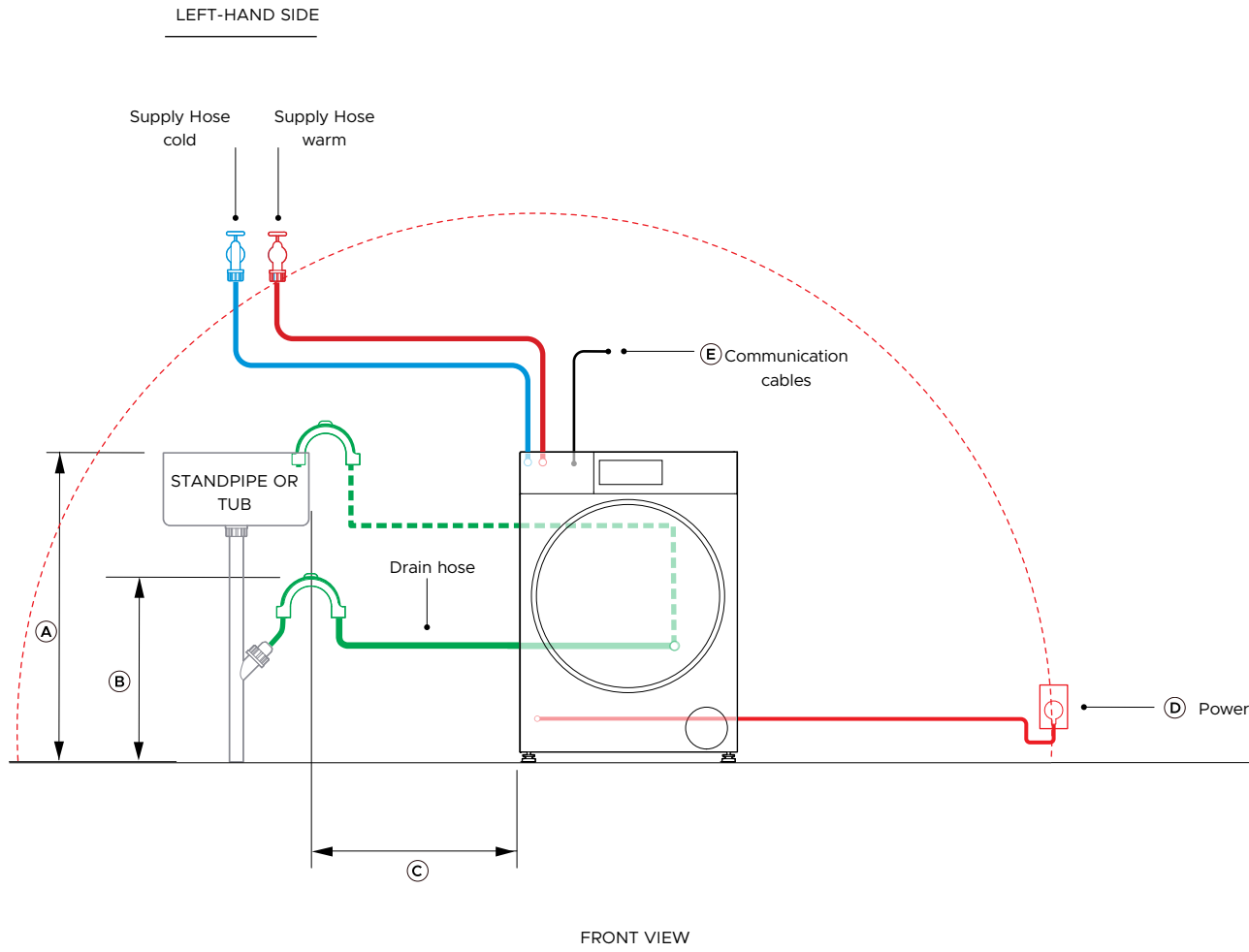
NOTES:

Connections may be located in an adjacent cabinet to either side of the washer. Ensure power will remain accessible following install to allow access for any future product maintenance.

A washer and dryer without separate cold-water inlets shall be no more than 900mm apart in order to use steam cycles on the dryer.

Multiple product installation requires the design of water and power outlets according to local regulations.

IMPORTANT NOTE: Throughout this guide, dimensions may vary by +/- 2mm (1/16"). Please read the installation manual for detailed information on installing the product. For full installation instructions & specifications visit fisherpaykel.com



Maximum Distance of Hoses and Cords

Model nos:

WH1260HG5 Series 11 Front Loader Washing Machine, Graphite

Product Dimensions		mm
A	Maximum standpipe or tub height	1000
	With storage plinth	1200
B	Minimum standpipe or tub height	600
	With storage plinth	800
C	Maximum distance to standpipe when located on the left	400
	Maximum distance to standpipe when located on the right	1000
D	Maximum power cord length from power outlet	1400
E	Maximum communication cable length between products	1300

Specifications

Electrical	
Supply	220 VAC, 50 Hz
Service	10 A
Outlet	3-pole plug with grounding
Plumbing	
Supply	Hose set provided
Pressure	Max. 1MPa Min. 30KPa; Min 6 litres/min

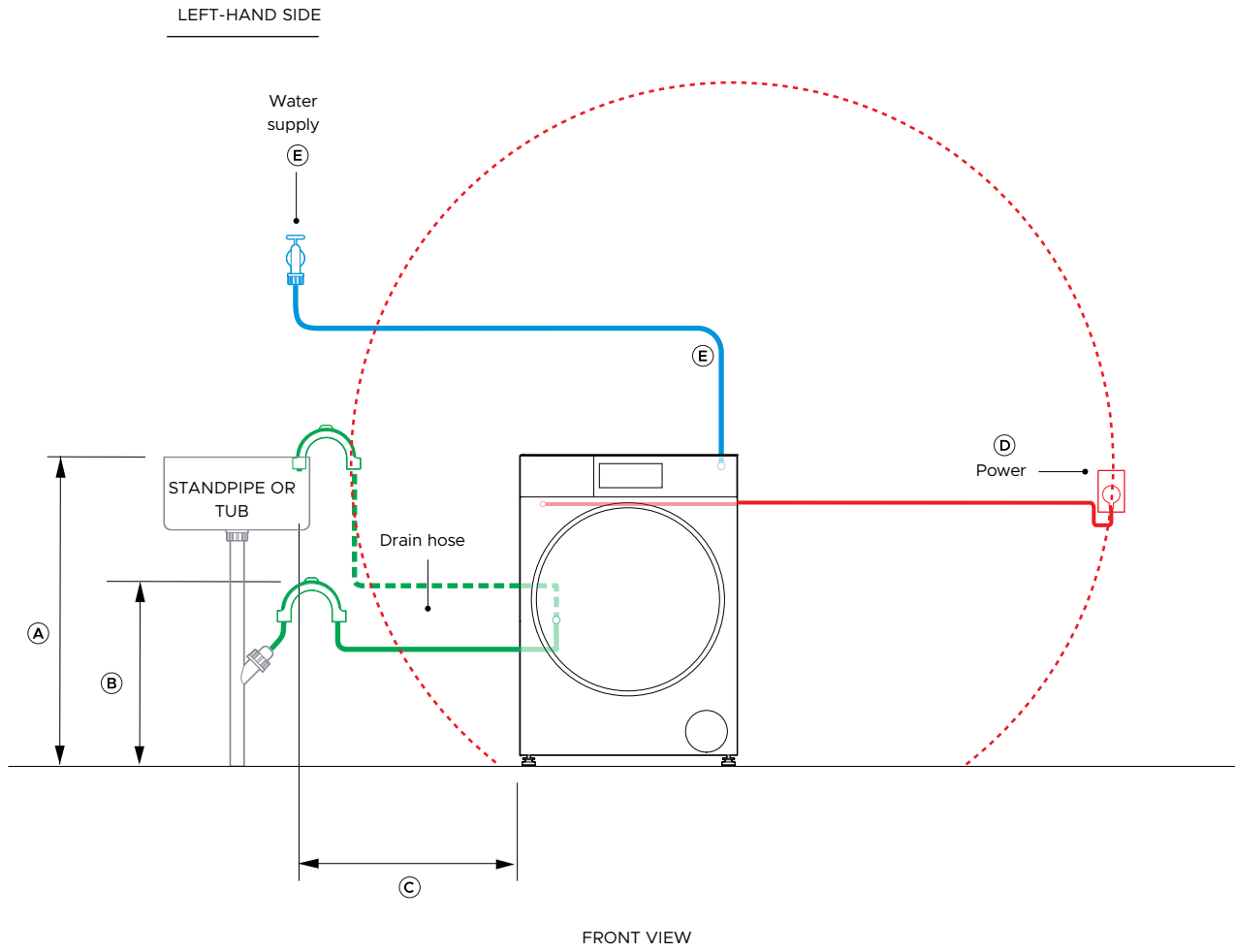
NOTES:

Connections may be located in an adjacent cabinet to either side of the washer. Ensure power will remain accessible following install to allow access for any future product maintenance.

A washer and dryer without separate cold-water inlets shall be no more than 900mm apart in order to use steam cycles on the dryer.

Multiple product installation requires the design of water and power outlets according to local regulations.

IMPORTANT NOTE: Throughout this guide, dimensions may vary by +/- 2mm (1/16"). Please read the installation manual for detailed information on installing the product. For full installation instructions & specifications visit fisherpaykel.com



Maximum Distance of Hoses and Cords

Model nos:
 DH1060H5 **Series 11 Heat Pump Dryer, White**
 DH1060TG5 **Series 9 Heat Pump Dryer, Graphite**

Product Dimensions		mm
A	Maximum standpipe or tub height	1000
	with storage plinth	1200
B	Minimum standpipe or tub height	600
	with storage plinth	800
C	Maximum distance to standpipe when located on the left	1000
	Maximum distance to standpipe when located on the right	400
D	Maximum power cord length from power outlet	1400
E	Maximum length water supply	600

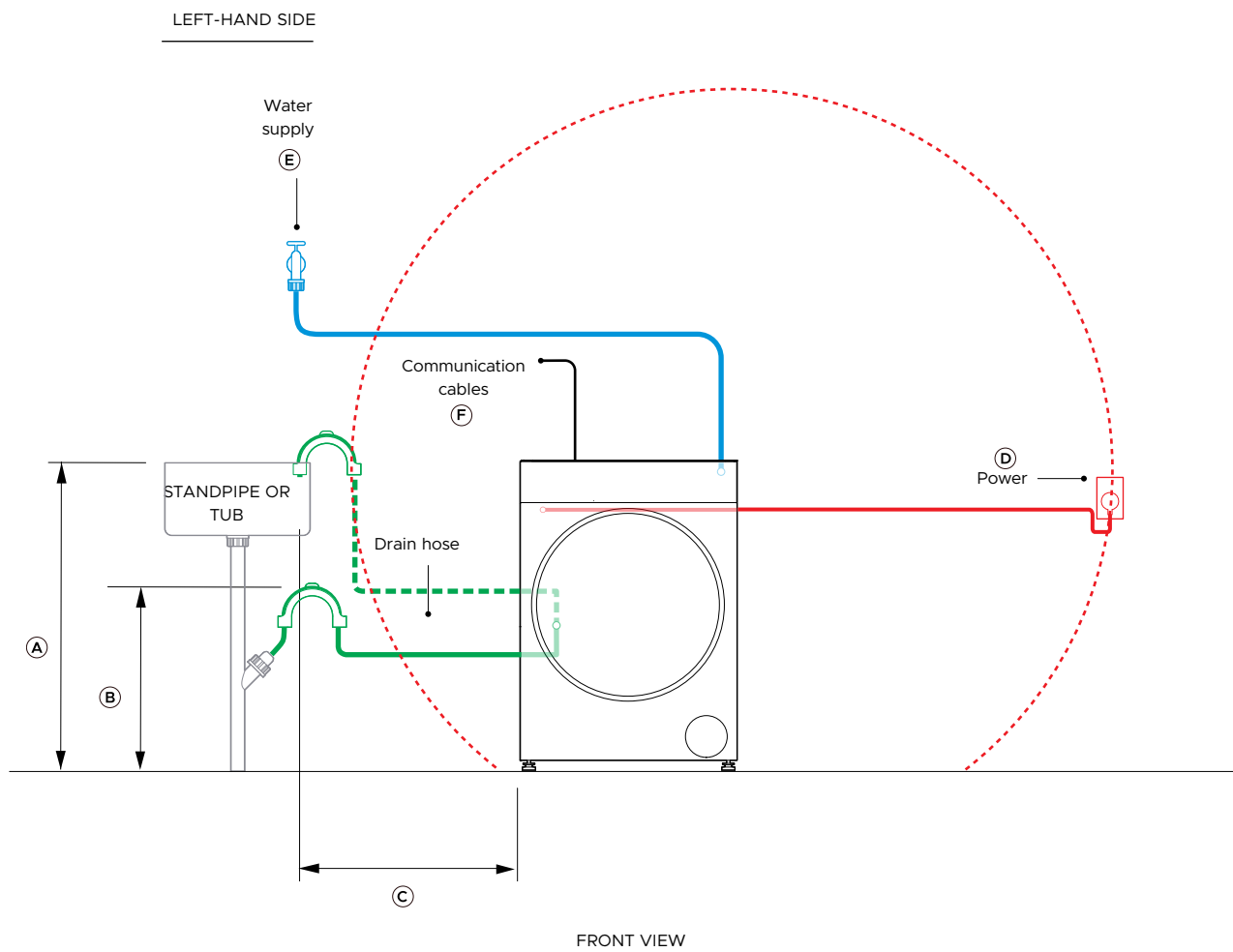
Specifications

Electrical	
Supply	220 VAC, 50 Hz
Service	10 A
Outlet	3-pole plug with grounding
Plumbing	
Supply	Hose set provided
Pressure	Max. 1MPa Min. 30KPa; Min 6 litres/min

NOTES:

- Connections may be located in an adjacent cabinet to either side of dryer
- A washer and dryer without separate cold-water inlets shall be no more than 900mm apart.
- Ensure power will remain accessible following install to allow access for any future product maintenance.
- Multiple product installation requires the design of water and power outlets according to local regulations.

IMPORTANT NOTE: Throughout this guide, dimensions may vary by +/- 2mm (1/16"). Please read the installation manual for detailed information on installing the product. For full installation instructions & specifications visit fisherpaykel.com



Maximum Distance of Hoses and Cords

Model nos:
DH1060HLG5 Series 11 Display-Free Heat Pump Dryer, Graphite

Product Dimensions	mm
A Maximum standpipe or tub height	1000
with storage plinth	1200
B Minimum standpipe or tub height	600
with storage plinth	800
C Maximum distance to standpipe when located on the left	1000
Maximum distance to standpipe when located on the right	400
D Maximum power cord length from power outlet	1400
E Maximum length water supply	600
F Communication Cable	1300

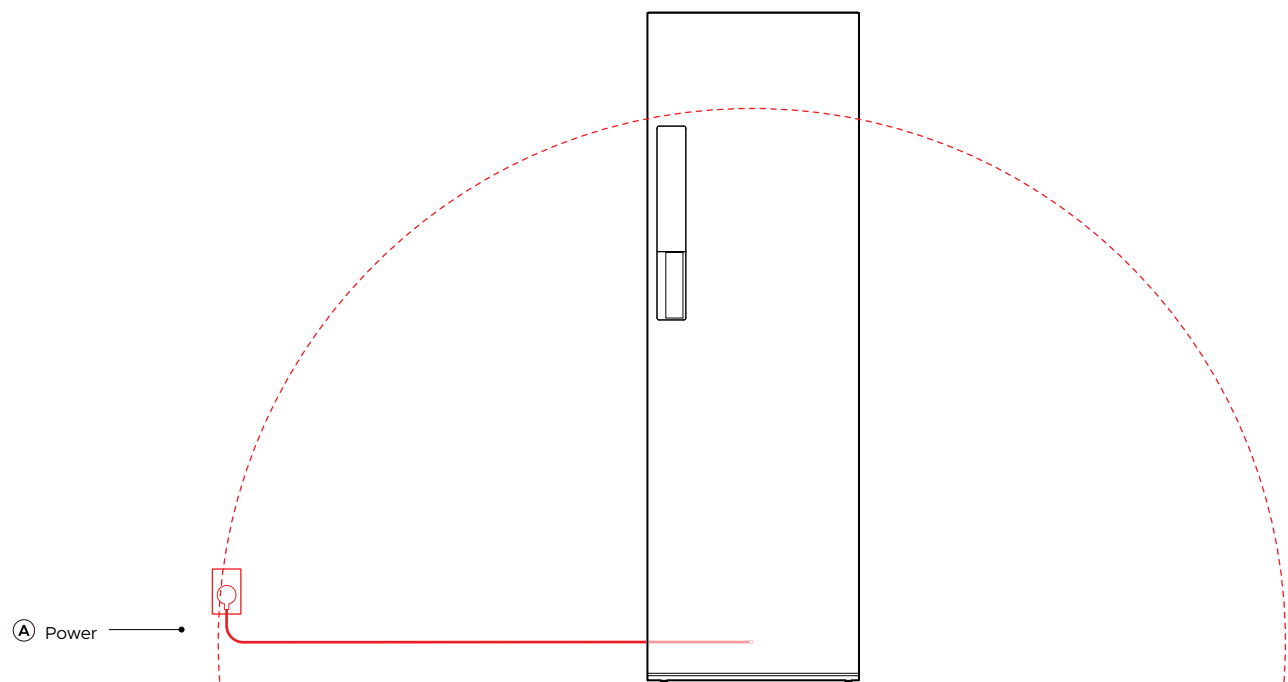
Specifications

Electrical	
Supply	220 VAC, 50 Hz
Service	10 A
Outlet	3-pole plug with grounding
Plumbing	
Supply	Hose set provided
Pressure	Max. 1MPa Min. 30KPa; Min 6 litres/min

NOTES:

Connections may be located in an adjacent cabinet to either side of dryer
 A washer and dryer without separate cold-water inlets shall be no more than 900mm apart.
 Ensure power will remain accessible following install to allow access for any future product maintenance.
 Multiple product installation requires the design of water and power outlets according to local regulations.

IMPORTANT NOTE: Throughout this guide, dimensions may vary by +/- 2mm (1/16"). Please read the installation manual for detailed information on installing the product. For full installation instructions & specifications visit fisherpaykel.com



FRONT VIEW

Maximum Distance Cords

Model nos:
FC1260HG2 - Series 11 Fabric Care Cabinet, Graphite

Product Dimensions		mm
A	Maximum power cord length from power outlet	1400

Specifications

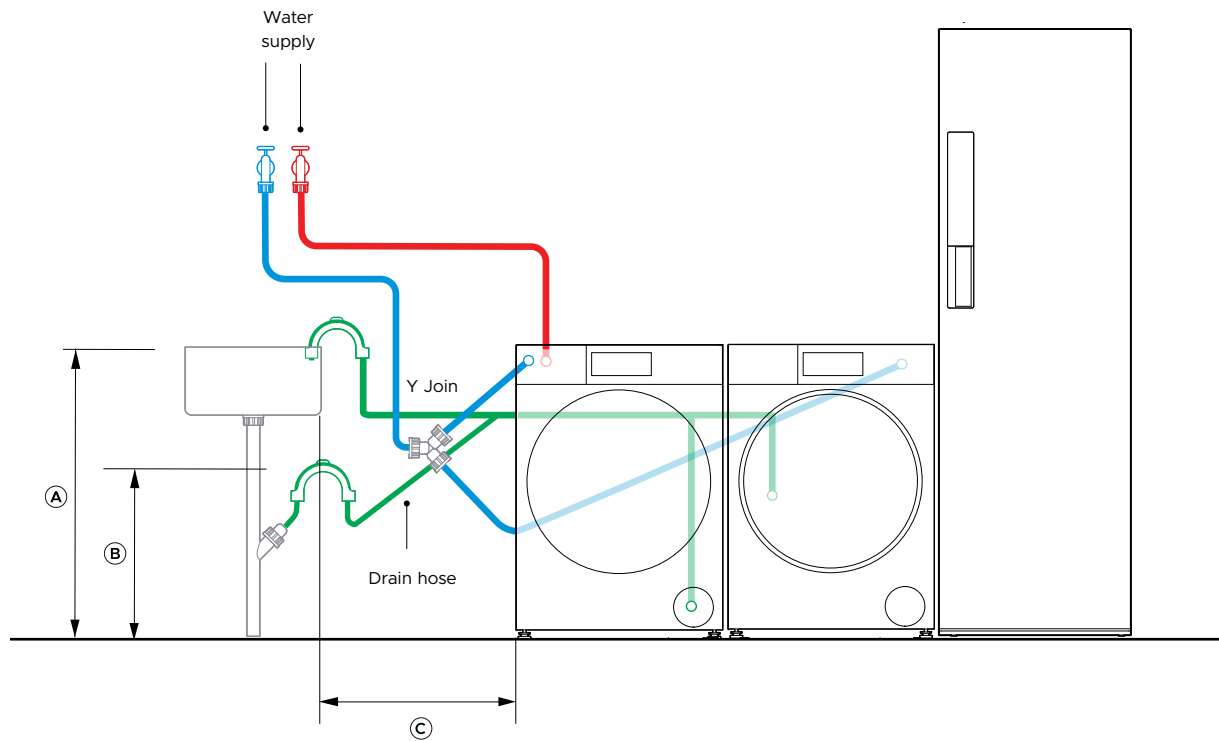
Electrical	
Supply	220 VAC, 50 Hz
Service	10 A
Outlet	3-pole plug with grounding

NOTES:
Connections may be located in an adjacent cabinet to either side of the cabinet

Ensure power will remain accessible following install to allow access for any future product maintenance.

Multiple product installation requires the design of water and power outlets according to local regulations.

IMPORTANT NOTE: Throughout this guide, dimensions may vary by +/- 2mm (1/16"). Please read the installation manual for detailed information on installing the product. For full installation instructions & specifications visit fisherpaykel.com



FRONT VIEW

Maximum Distance of Water Supply and Drainage Hoses

Model nos:

WH1260H5 - WH1260HG5 **Series 11 Front Loader Washing Machine**
 WH1260TG5 - **Series 9 Front Loader Washing Machine**
 DH1060H5 - **Series 11 Heat Pump Dryer**
 DH1060TG5 - **Series 9 Heat Pump Dryer**
 DH1060HLG5 **Series 11 Display-Free Heat Pump Dryer, Graphite**
 FC1260HG2 **Series 11 Fabric Care Cabinet**

Product Dimensions

	mm
A	Maximum standpipe or tub height
	with storage plinth
B	Minimum standpipe or tub height
	with storage plinth
C	Maximum distance to standpipe when located on the left
	Maximum distance to standpipe when located on the right

Specifications (per product)

Electrical

Supply	220 VAC, 50 Hz
Service	10 A
Outlet	3-pole plug with grounding

Plumbing

Supply	Hose set provided
Pressure	Max. 1MPa Min. 30KPa; Min 6 litres/min

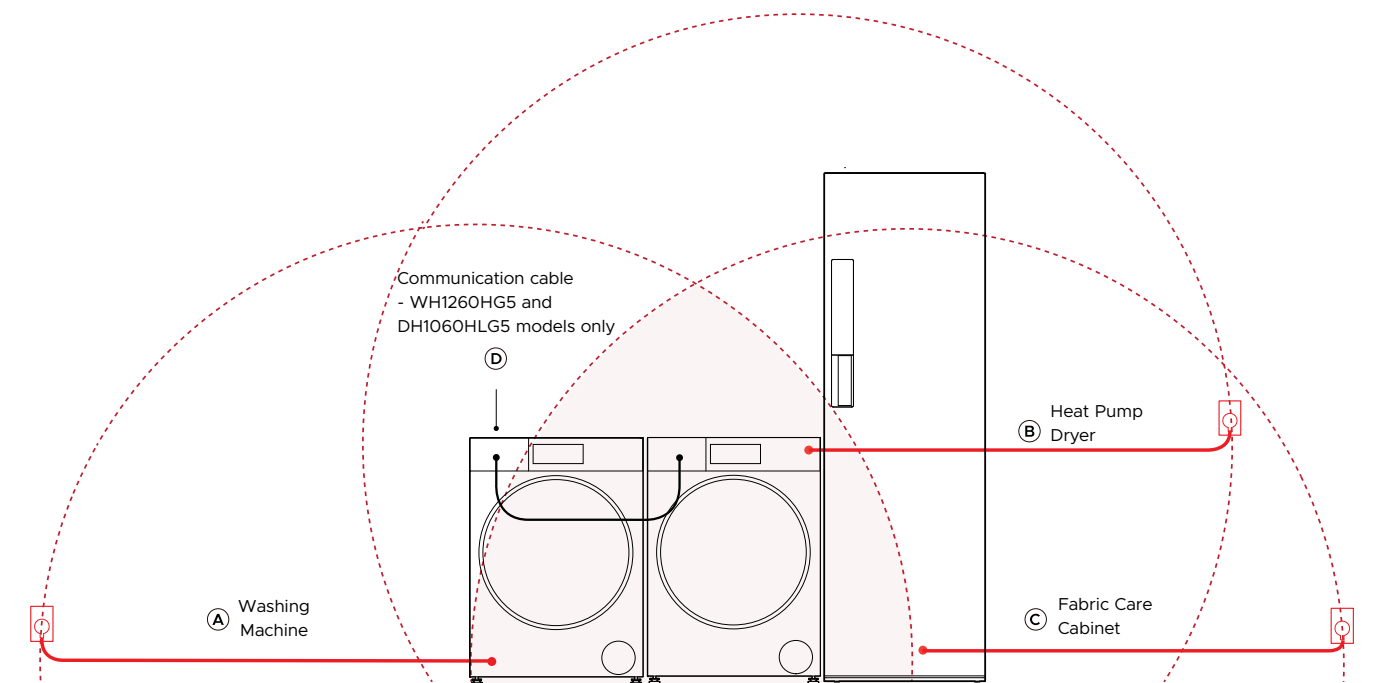
NOTES:

Connections may be located in an adjacent cabinet to either side of dryer

A washer and dryer without separate cold-water inlets shall be no more than 900mm apart.

Multiple product installation requires the design of water and power outlets according to local regulations.

IMPORTANT NOTE: Throughout this guide, dimensions may vary by +/- 2mm (1/16"). Please read the installation manual for detailed information on installing the product. For full installation instructions & specifications visit fisherpaykel.com



FRONT VIEW

Maximum Distance of Power Cords

Model nos:

WH1260H5 - WH1260HG5 **Series 11 Front Loader Washing Machine**

WH1260TG5 - **Series 9 Front Loader Washing Machine**

DH1060H5 - **Series 11 Heat Pump Dryer**

DH1060HLG5 **Series 11 Display-Free Heat Pump Dryer, Graphite**

DH1060TG5 - **Series 9 Heat Pump Dryer**

FC1260HG2 **Series 11 Fabric Care Cabinet**

Product Dimensions

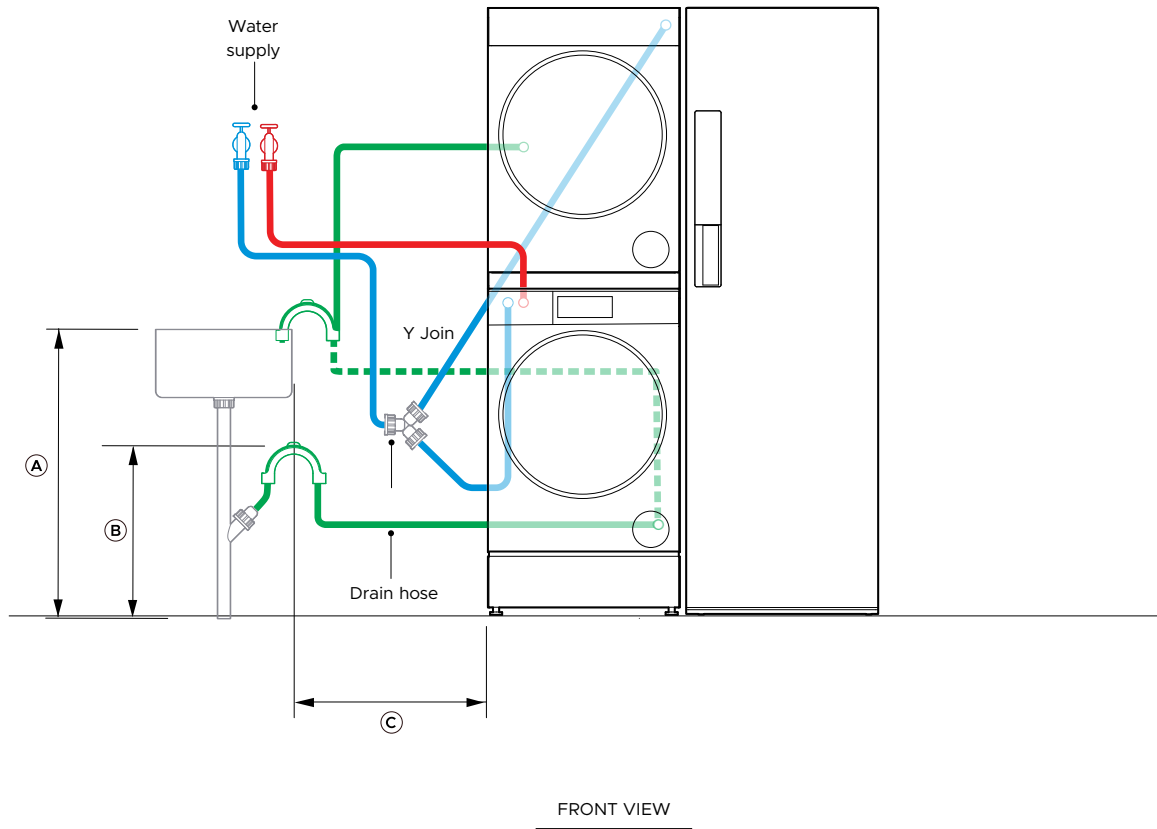
	mm
A Maximum power cord length from power outlet	1400
B Maximum power cord length from power outlet	1400
C Maximum power cord length from power outlet	1400
D Communication Cable	1300

NOTES:

Connections may be located in an adjacent cabinet to either side of dryer
Ensure power will remain accessible following install to allow access for any future product maintenance.

Multiple product installation requires the design of water and power outlets according to local regulations.

IMPORTANT NOTE: Throughout this guide, dimensions may vary by +/- 2mm (1/16"). Please read the installation manual for detailed information on installing the product. For full installation instructions & specifications visit fisherpaykel.com



Maximum Distance of Water Supply and Drainage Hoses

Model nos:

- WH1260H5 - WH1260HG5 **Series 11 Front Loader Washing Machine**
- WH1260TG5 - **Series 9 Front Loader Washing Machine**
- DH1060H5 - **Series 11 Heat Pump Dryer**
- DH1060HLG5 **Series 11 Display-Free Heat Pump Dryer, Graphite**
- DH1060TG5 - **Series 9 Heat Pump Dryer**
- FC1260HG2 **Series 11 Fabric Care Cabinet**

Product Dimensions

	mm
A Maximum standpipe or tub height	1000
with storage plinth	1200
B Minimum standpipe or tub height	600
with storage plinth	800
C Maximum distance to standpipe from washer and dryer	400

Specifications (per product)

Electrical

Supply	220 VAC, 50 Hz
Service	10 A
Outlet	3-pole plug with grounding

Plumbing

Supply	Hose set provided
Pressure	Max. 1MPa Min. 30KPa; Min 6 litres/min

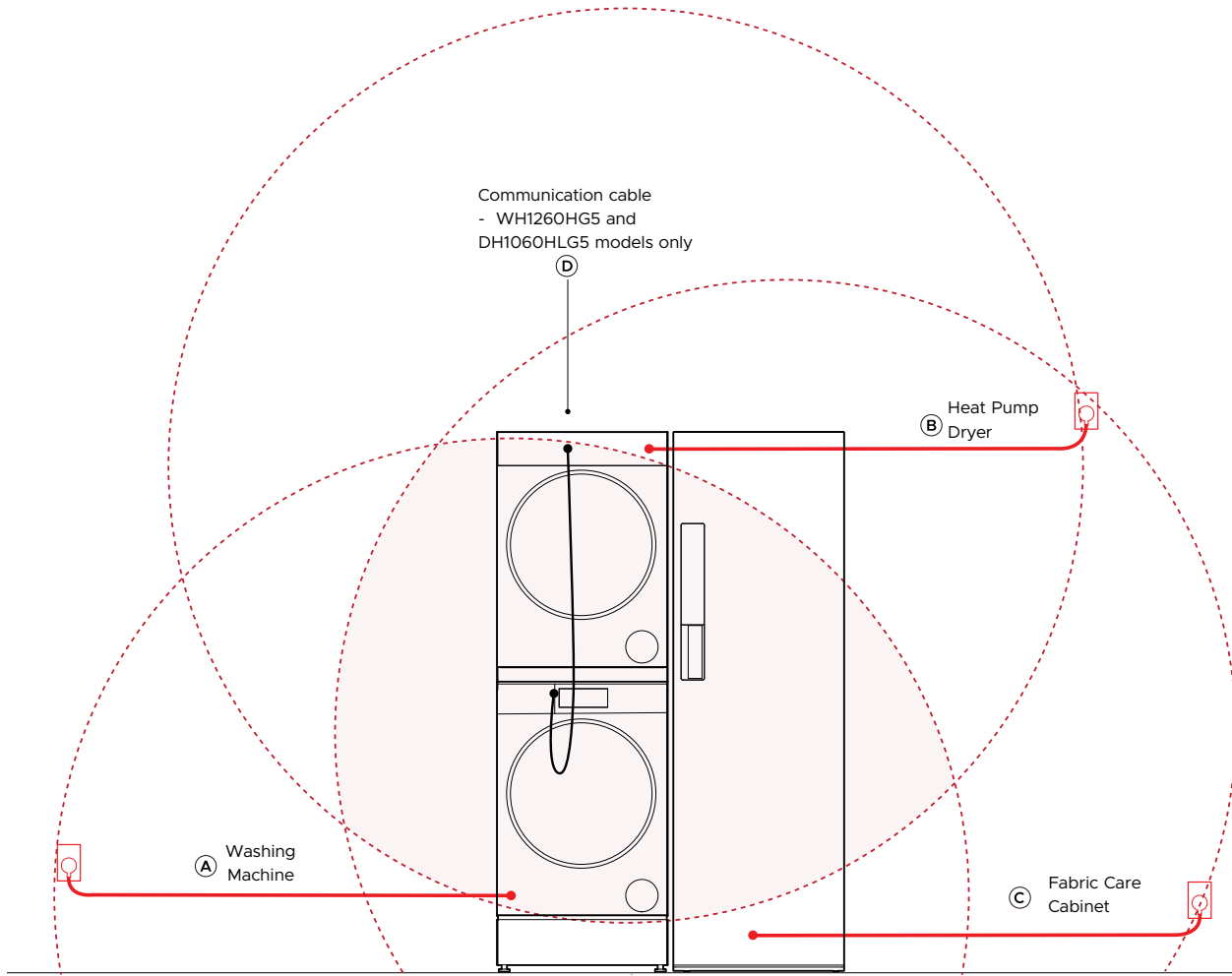
NOTES:

Connections may be located in an adjacent cabinet to either side of dryer

A washer and dryer without separate cold-water inlets shall be no more than 900mm apart.

Multiple product installation requires the design of water and power outlets according to local regulations.

IMPORTANT NOTE: Throughout this guide, dimensions may vary by +/- 2mm (1/16"). Please read the installation manual for detailed information on installing the product. For full installation instructions & specifications visit fisherpaykel.com



FRONT VIEW

Maximum Distance of Power and Communication Cord

Model nos:

WH1260H5 - WH1260HG5 **Series 11 Front Loader Washing Machine**
 WH1260TG5 - **Series 9 Front Loader Washing Machine**
 DH1060H5 - **Series 11 Heat Pump Dryer**
 DH1060HLG5 **Series 11 Display-Free Heat Pump Dryer, Graphite**
 DH1060TG5 - **Series 9 Heat Pump Dryer**
 FC1260HG2 **Series 11 Fabric Care Cabinet**

Maximum Cord Length	mm
A Washer	1400
B Dryer	1400
C Fabric Care Cabinet	1400
D Communication Cable	1300

NOTES:

Connections may be located in an adjacent cabinet to either side of dryer
 Ensure power will remain accessible following install to allow access for any future product maintenance.
 Multiple product installation requires the design of water and power outlets according to local regulations.

IMPORTANT NOTE: Throughout this guide, dimensions may vary by +/- 2mm (1/16"). Please read the installation manual for detailed information on installing the product. For full installation instructions & specifications visit fisherpaykel.com

