

INDUCTION COOKTOPS

PLANNING GUIDE

SERIES 7

90CM | CI905ZZDTB5 | CI905ZZDTG5 | CI905ZDTB5

80CM | CI804ZZDTB5 | CI804ZZDTG5 | CI804ZDTB5

60CM | CI604ZZDTB5 | CI604ZZDTG5 | CI604ZDTB5 | CI604ZDTPB5

30CM | CI302ZDTB5

FISHER & PAYKEL

INTRODUCTION

This comprehensive planning guide provides you with the framework and tools to achieve your desired design outcome with Fisher & Paykel appliances. In this guide, you will find a range of conceptual, detailed, and dimensional product information to bring your ideas to life and create spaces that truly reflect your vision.

SUPPORT

For additional design planning and installation support please contact the Fisher & Paykel design support team.
designsupport@fisherpaykel.com

NOTES

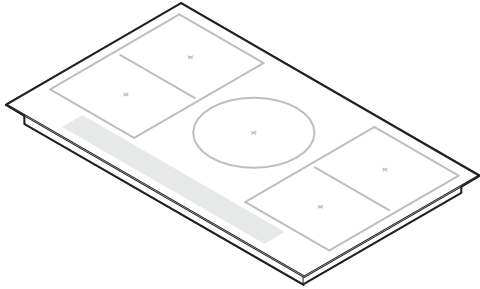
The models shown in this Planning Guide may not be available in all markets and are subject to change at any time. Refer to our website fisherpaykel.com for the latest document version. Product specifications may vary from those shown.
 This Planning Guide should not be used as installation guidance for any product. Specific installation guidance will be available with the product on delivery and on our website.

CONTENTS

| CONCEPT DESIGN | PAGE | DEVELOPED AND DETAILED DESIGN | PAGE | DEVELOPED AND DETAILED DESIGN | PAGE |
|-------------------------------|-----------|-------------------------------------|-----------|-------------------------------|-----------|
| Design choices | | Data sheets | | Services | |
| Cooktop models | 4 | 90cm models | 14 | Power requirements | 22 |
| | | 80cm models | 15 | Services | 23 |
| Specification Guide | | 60cm models | 16 | | |
| 90cm CI905ZZDTB5, CI905ZZDTG5 | 6 | 30cm models | 17 | | |
| 90cm CI905ZDTB5 | 7 | Planning considerations | | | |
| 80cm CI804ZZDTB5, CI804ZZDTG5 | 8 | Cutout dimensions - proud and flush | 19 | | |
| 80cm CI804ZDTB5 | 9 | Cooktop Ventilation | 20 | | |
| 60cm CI604ZZDTB5, CI604ZZDTG5 | 10 | | | | |
| 60cm CI604ZDTB5, CI604ZDTPB5 | 11 | | | | |
| 30cm CI302ZDTB5 | 12 | | | | |

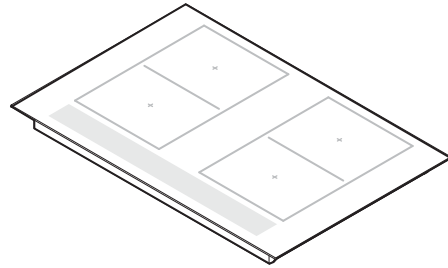
DESIGN CHOICES

DESIGN CHOICES | INDUCTION COOKTOPS



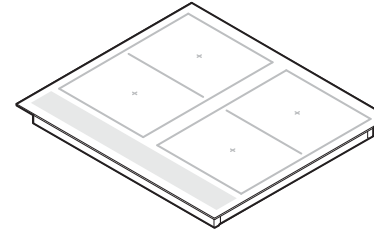
90CM 5 ZONE INDUCTION COOKTOP, 2 SMARTZONES

Model no: CI905ZZDTB5 Black, CI905ZZDTG5 Grey
900W x 530D x 54H



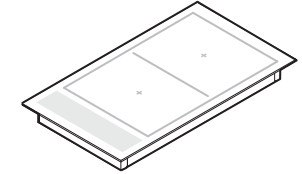
80CM 4 ZONE INDUCTION COOKTOP, 2 SMARTZONES

Model no: CI804ZZDTB5 Black, CI804ZZDTG5 Grey
800W x 530D x 54H



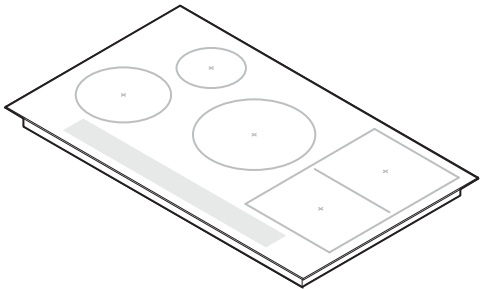
60CM 4 ZONE INDUCTION COOKTOP, 2 SMARTZONES

Model no: CI604ZZDTB5 Black, CI604ZZDTG5 Grey
600W x 530D x 54H



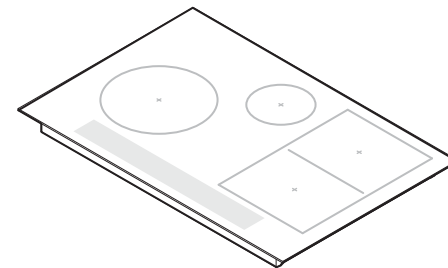
30CM 2 ZONE INDUCTION COOKTOP, 1 SMARTZONE

Model no: CI302ZDTB5 Black
300W x 530D x 54H



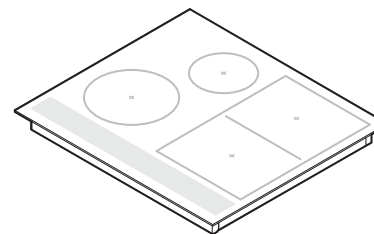
90CM 5 ZONE INDUCTION COOKTOP, 1 SMARTZONE

Model no: CI905ZDTB5 Black
900W x 530D x 54H



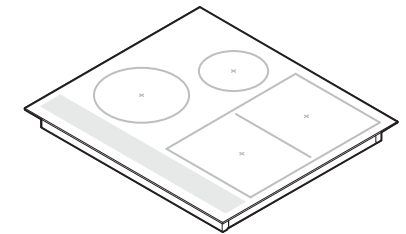
80CM 4 ZONE INDUCTION COOKTOP, 1 SMARTZONE

Model no: CI804ZDTB5 Black
800W x 530D x 54H



60CM 4 ZONE INDUCTION COOKTOP, 1 SMARTZONE

Model no: CI604ZDTB5 Black,
600W x 530D x 54H



60CM 4 ZONE INDUCTION COOKTOP, 1 SMARTZONE

Low Power Model no: CI604ZDTPB5 Black,
low current 600W x 530D x 54H




The models shown in this Planning Guide may not be available in all markets and are subject to change at any time. Product specifications may vary from those shown. This Planning Guide should not be used as installation guidance for any product. Further information is required to safely and correctly install the products featured here. Specific installation guidance will be available with the product on delivery and on our website fisherpaykel.com

SPECIFICATION GUIDE



CI905ZZDTB5



CI905ZZDTG5

OVERVIEW

This 90cm induction cooktop brings streamlined style and powerful performance to the kitchen, available in a sleek black or subtle grey finish.

Install flush or slightly raised from the countertop for complete design flexibility.

Five cooking zones, with SmartZone linking, accommodate larger cookware and complex cooking needs.

Touch&Slide controls respond instantly for precise, intuitive adjustments, with Pause and Recall functions for added control.

PRODUCT*

CI905ZZDTB5

90cm, Black, 5 Zone Induction Cooktop, 2 SmartZones

CI905ZZDTG5

90cm, Grey, 5 Zone Induction Cooktop, 2 SmartZones

*Some models may not be available in all markets, please check fisherpaykel.com for more information.

FEATURES

- ① Choose from a sleek black or subtle grey finish to suit any kitchen style
- ② Install flush or raised with the countertop for complete design freedom
- ③ Five cooking zones, with SmartZone linking to create a larger cooking surface
- ④ Pause and Recall functions allow cooking to resume with settings restored
- ⑤ Touch&Slide controls for quick, accurate temperature adjustments
- ⑥ Induction delivers instant heat response and precise control across all temperatures
- ⑦ Gentle Heat functions for delicate cooking tasks
- ⑧ Surface stays cool unless cookware is detected, for added peace of mind
- ⑨ Induction wastes less heat by heating only the cookware, not the cooktop surface
- ⑩ Spills won't bake on, making the cooktop quick and easy to clean



OVERVIEW

This 90cm induction cooktop brings streamlined style and powerful performance to the kitchen, available in sleek black styling.

Install flush or slightly raised from the countertop for complete design flexibility.

Five cooking zones, with SmartZone linking, accommodate larger cookware and complex cooking needs.

Touch&Slide controls respond instantly for precise, intuitive adjustments, with Pause and Recall functions for added control.

PRODUCT*

CI905ZDTB5

90cm, Black, 5 Zone Induction Cooktop, SmartZone


*Some models may not be available in all markets, please check fisherpaykel.com for more information.

FEATURES

- ① Install flush or raised with the countertop for complete design freedom
- ② Five cooking zones, with SmartZone linking to create a larger cooking surface
- ③ Pause and Recall functions allow cooking to resume with settings restored
- ④ Touch&Slide controls for quick, accurate temperature adjustments
- ⑤ Induction delivers instant heat response and precise control across all temperatures
- ⑥ Gentle Heat functions for delicate cooking tasks
- ⑦ Surface stays cool unless cookware is detected, for added peace of mind
- ⑧ Induction wastes less heat by heating only the cookware, not the cooktop surface
- ⑨ Spills won't bake on, making the cooktop quick and easy to clean



CI804ZZDTB5



CI804ZZDTG5

OVERVIEW

This 80cm induction cooktop combines refined style with powerful performance, available in a sleek black or subtle grey finish to complement any kitchen.

It can be installed flush or slightly raised from the countertop. With four cooking zones and SmartZone linking, it easily accommodates larger cookware.

Touch&Slide controls deliver instant, intuitive temperature adjustments, while Pause and Recall functions provide confident control throughout cooking.

PRODUCT*

CI804ZZDTB5

80cm, Black, 4 Zone Induction Cooktop, 2 SmartZones

CI804ZZDTG5

80cm, Grey, 4 Zone Induction Cooktop, 2 SmartZones

*Some models may not be available in all markets, please check fisherpaykel.com for more information.

FEATURES

- ① Choose from a sleek black or subtle grey finish to suit any kitchen style
- ② Install flush or raised with the countertop for complete design freedom
- ③ Four cooking zones, with SmartZone linking to create a larger cooking surface
- ④ Pause and Recall functions allow cooking to resume with settings restored
- ⑤ Touch&Slide controls for quick, accurate temperature adjustments
- ⑥ Induction delivers instant heat response and precise control across all temperatures
- ⑦ Gentle Heat functions for delicate cooking tasks
- ⑧ Surface stays cool unless cookware is detected, for added peace of mind
- ⑨ Induction wastes less heat by heating only the cookware, not the cooktop surface
- ⑩ Spills won't bake on, making the cooktop quick and easy to clean



OVERVIEW

This 80cm induction cooktop combines sleek black styling with precise, responsive performance. It can be installed flush or slightly raised from the countertop.

With four cooking zones and SmartZone linking, it easily accommodates larger cookware.

Touch&Slide controls deliver instant, intuitive temperature adjustments, while Pause and Recall functions provide confident control throughout cooking.

PRODUCT*

CI804ZDTB5

80cm, Black, 4 Zone Induction Cooktop, SmartZone


*Some models may not be available in all markets, please check fisherpaykel.com for more information.

FEATURES

- ① Install flush or raised with the countertop for complete design freedom
- ② Four cooking zones, with SmartZone linking to create a larger cooking surface
- ③ Pause and Recall functions allow cooking to resume with settings restored
- ④ Touch&Slide controls for quick, accurate temperature adjustments
- ⑤ Induction delivers instant heat response and precise control across all temperatures
- ⑥ Gentle Heat functions for delicate cooking tasks
- ⑦ Surface stays cool unless cookware is detected, for added peace of mind
- ⑧ Induction wastes less heat by heating only the cookware, not the cooktop surface
- ⑨ Spills won't bake on, making the cooktop quick and easy to clean



CI604ZZDTB5



CI604ZZDTG5

OVERVIEW

This 60cm induction cooktop combines sleek design with powerful performance, available in black or grey finishes to suit any kitchen. With four cooking zones and SmartZone linking, it adapts to different cookware sizes.

Touch&Slide controls, Pause and Recall functions, and precise induction technology provide confidence and control in every dish.

PRODUCT*

CI604ZZDTB5

60cm, Black, 4 Zone Induction Cooktop, 2 SmartZones

CI604ZZDTG5

60cm, Grey, 4 Zone Induction Cooktop, 2 SmartZones

*Some models may not be available in all markets, please check fisherpaykel.com for more information.

FEATURES

- ① Choose from a sleek black or subtle grey finish to suit any kitchen style
- ② Install flush or raised with the countertop for complete design freedom
- ③ Four cooking zones, with SmartZone linking to create a larger cooking surface
- ④ Pause and Recall functions allow cooking to resume with settings restored
- ⑤ Touch&Slide controls for quick, accurate temperature adjustments
- ⑥ Induction delivers instant heat response and precise control across all temperatures
- ⑦ Gentle Heat functions for delicate cooking tasks
- ⑧ Surface stays cool unless cookware is detected, for added peace of mind
- ⑨ Induction wastes less heat by heating only the cookware, not the cooktop surface
- ⑩ Spills won't bake on, making the cooktop quick and easy to clean

**OVERVIEW**

This 60cm induction cooktop combines sleek black styling with precise, responsive performance.

With four cooking zones and SmartZone linking, it adapts to different cookware sizes.

Touch&Slide controls, Pause and Recall functions, and precise induction technology provide confidence and control in every dish.

PRODUCT***CI604ZDTB5**

60cm, Black, 4 Zone Induction Cooktop, SmartZone

CI604ZDTPB5

60cm, Black, 4 Zone Induction Cooktop, SmartZone, Low current

*Some models may not be available in all markets, please check fisherpaykel.com for more information.

FEATURES

- ① Install flush or raised with the countertop for complete design freedom
- ② Four cooking zones, with SmartZone linking to create a larger cooking surface
- ③ Pause and Recall functions allow cooking to resume with settings restored
- ④ Touch&Slide controls for quick, accurate temperature adjustments
- ⑤ Induction delivers instant heat response and precise control across all temperatures
- ⑥ Gentle Heat functions for delicate cooking tasks
- ⑦ Surface stays cool unless cookware is detected, for added peace of mind
- ⑧ Induction wastes less heat by heating only the cookware, not the cooktop surface
- ⑨ Spills won't bake on, making the cooktop quick and easy to clean



OVERVIEW

This 30cm induction cooktop pairs sleek black glass styling with precise, responsive performance.

Install flush or raised for design flexibility. Two zones can work independently or combine as a SmartZone.

Touch&Slide controls, Pause and Recall functions, and low-heat options provide control, convenience, and efficiency for everyday cooking.

PRODUCT*

CI302ZDTB5

30cm, Black, 2 Zone Induction Cooktop, SmartZone

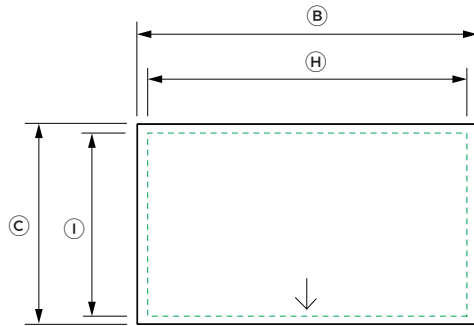
*Some models may not be available in all markets, please check fisherpaykel.com for more information.

FEATURES

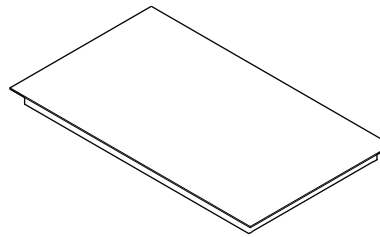
- ① Install flush or raised with the countertop for complete design freedom
- ② Link two cooking zones with SmartZone to accommodate larger cookware
- ③ Pause and Recall functions allow cooking to resume with settings restored
- ④ Touch&Slide controls for quick, accurate temperature adjustments
- ⑤ Induction delivers instant heat response and precise control across all temperatures
- ⑥ Gentle Heat functions for delicate cooking tasks
- ⑦ Surface stays cool unless cookware is detected, for added peace of mind
- ⑧ Induction wastes less heat by heating only the cookware, not the cooktop surface
- ⑨ Spills won't bake on, making the cooktop quick and easy to clean

The models shown in this Planning Guide may not be available in all markets and are subject to change at any time. Product specifications may vary from those shown. This Planning Guide should not be used as installation guidance for any product. Further information is required to safely and correctly install the products featured here. Specific installation guidance will be available with the product on delivery and on our website fisherpaykel.com

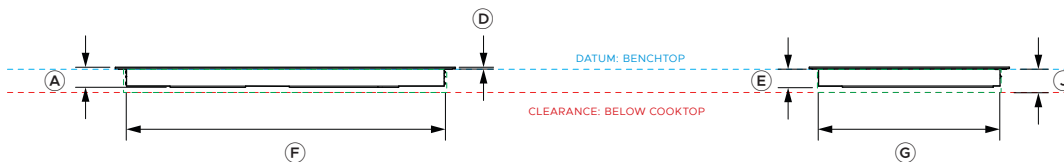
DATA SHEETS



PLAN VIEW



ISOMETRIC VIEW



FRONT VIEW

SIDE VIEW



Model no:

CI905ZZDTB5
CI905ZZDTG5
CI905ZDTB5

Product Dimensions

| | mm |
|--|-----|
| (A) Overall height of product (includes glass) | 54 |
| (B) Overall width of product | 900 |
| (C) Overall depth of product | 530 |
| (D) Glass height | 4 |
| (E) Chassis height (excluding glass) | 50 |
| (F) Chassis width | 845 |
| (G) Chassis depth | 485 |

Cutout Dimensions

| | mm |
|--------------------|-----|
| (H) Minimum width | 850 |
| (I) Minimum depth | 490 |
| (J) Minimum height | 65 |

Minimum Clearances

| | mm |
|--|-----|
| Sides of cutout to combustible material | 30 |
| Back of cutout to combustible surface | 39 |
| Front of cutout to counter edge | 35 |
| Cooktop to overhead rangehood or cabinetry | 650 |
| Appliances or cabinetry below cooktop | 65 |
| Maximum depth of cabinetry over cooktop | 330 |
| Maximum width of cabinetry over cooktop | 900 |

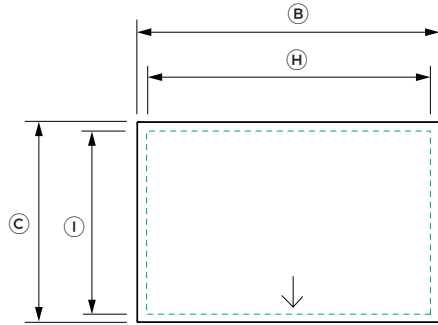
Weight

| | |
|------------|---------|
| Packaged | 16.5 kg |
| Unpackaged | 14 kg |

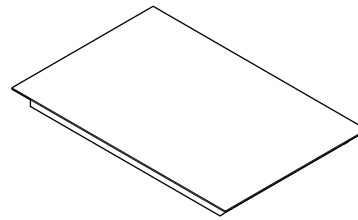
NOTE: Ventilation is required for cooktops

INDICATES CABINERY / PRODUCT DATUM -----
INDICATES CABINERY CLEARANCES - - - - -
INDICATES CUTOUT - - - - -

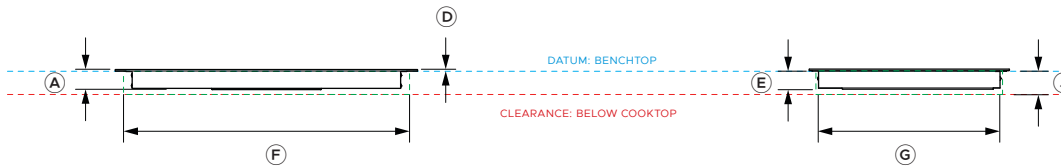
IMPORTANT NOTE: Throughout this guide, dimensions may vary by $\pm 2\text{mm}$ (1/16"). Please read the installation manual for detailed information on installing the product. For full installation instructions & specifications visit fisherpaykel.com



PLAN VIEW



ISOMETRIC VIEW



FRONT VIEW

SIDE VIEW



Model no:

CI804ZZDTB5
CI804ZZDTG5
CI804ZDTB5

Product Dimensions

| | mm |
|--|-----|
| (A) Overall height of product (includes glass) | 54 |
| (B) Overall width of product | 800 |
| (C) Overall depth of product | 530 |
| (D) Glass height | 4 |
| (E) Chassis height (excluding glass) | 50 |
| (F) Chassis width | 715 |
| (G) Chassis depth | 485 |

Cutout Dimensions

| | mm |
|--------------------|-----|
| (H) Minimum width | 720 |
| (I) Minimum depth | 490 |
| (J) Minimum height | 65 |

Minimum Clearances

| | mm |
|--|-----|
| Sides of cutout to combustible material | 30 |
| Back of cutout to combustible surface | 39 |
| Front of cutout to counter edge | 35 |
| Cooktop to overhead rangehood or cabinetry | 650 |
| Appliances or cabinetry below cooktop | 65 |
| Maximum depth of cabinetry over cooktop | 330 |
| Maximum width of cabinetry over cooktop | 800 |

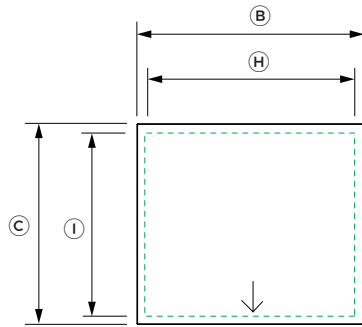
Weight

| | |
|------------|-------|
| Packaged | 13 kg |
| Unpackaged | 11 kg |

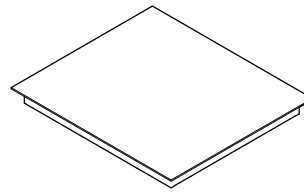
NOTE: Ventiation is required for cooktops

INDICATES CABINERY / PRODUCT DATUM -----
INDICATES CABINERY CLEARANCES - - - - -
INDICATES CUTOUT - - - - -

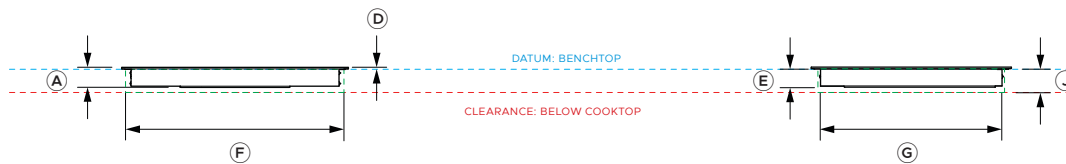
IMPORTANT NOTE: Throughout this guide, dimensions may vary by $\pm 2\text{mm}$ (1/16"). Please read the installation manual for detailed information on installing the product. For full installation instructions & specifications visit fisherpaykel.com



PLAN VIEW



ISOMETRIC VIEW



FRONT VIEW

SIDE VIEW



Model no:

CI604ZZDTB5
 CI604ZZDTG5
 CI604ZDTB5
 CI604ZDTPB5

Product Dimensions

| | mm |
|--|-----|
| (A) Overall height of product (includes glass) | 54 |
| (B) Overall width of product | 600 |
| (C) Overall depth of product | 530 |
| (D) Glass height | 4 |
| (E) Chassis height (excluding glass) | 50 |
| (F) Chassis width | 555 |
| (G) Chassis depth | 485 |

Cutout Dimensions

| | mm |
|--------------------|-----|
| (H) Minimum width | 560 |
| (I) Minimum depth | 490 |
| (J) Minimum height | 65 |

Minimum Clearances

| | mm |
|--|-----|
| Sides of cutout to combustible material | 30 |
| Back of cutout to combustible surface | 39 |
| Front of cutout to counter edge | 35 |
| Cooktop to overhead rangehood or cabinetry | 650 |
| Appliances or cabinetry below cooktop | 65 |
| Maximum depth of cabinetry over cooktop | 330 |
| Maximum width of cabinetry over cooktop | 600 |

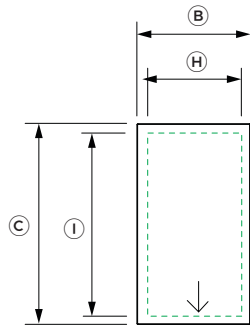
Weight

| | |
|------------|--------|
| Packaged | 10 kg |
| Unpackaged | 8.5 kg |

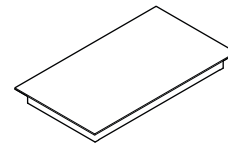
NOTE: Ventiation is required for cooktops

INDICATES CABINERY / PRODUCT DATUM -----
 INDICATES CABINERY CLEARANCES - - - - -
 INDICATES CUTOUT - - - - -

IMPORTANT NOTE: Throughout this guide, dimensions may vary by $\pm 2\text{mm}$ (1/16"). Please read the installation manual for detailed information on installing the product. For full installation instructions & specifications visit fisherpaykel.com



PLAN VIEW



ISOMETRIC VIEW



FRONT VIEW

SIDE VIEW



Model no:

CI302ZDTB5

Product Dimensions

| | mm |
|--|-----|
| (A) Overall height of product (includes glass) | 54 |
| (B) Overall width of product | 300 |
| (C) Overall depth of product | 530 |
| (D) Glass height | 4 |
| (E) Chassis height (excluding glass) | 50 |
| (F) Chassis width | 260 |
| (G) Chassis depth | 485 |

Cutout Dimensions

| | mm |
|--------------------|-----|
| (H) Minimum width | 265 |
| (I) Minimum depth | 490 |
| (J) Minimum height | 65 |

Minimum Clearances

| | mm |
|--|-----|
| Sides of cutout to combustible material | 30 |
| Back of cutout to combustible surface | 39 |
| Front of cutout to counter edge | 35 |
| Cooktop to overhead rangehood or cabinetry | 650 |
| Appliances or cabinetry below cooktop | 65 |
| Maximum depth of cabinetry over cooktop | 330 |
| Maximum width of cabinetry over cooktop | 300 |

Weight

| | |
|------------|--------|
| Packaged | 5.5 kg |
| Unpackaged | 4.5 kg |

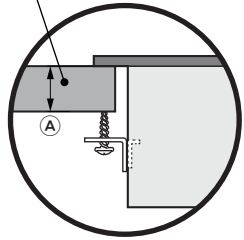
NOTE: Ventilation is required for cooktops

INDICATES CABINERY / PRODUCT DATUM -----
 INDICATES CABINERY CLEARANCES - - - - -
 INDICATES CUTOUT - - - - -

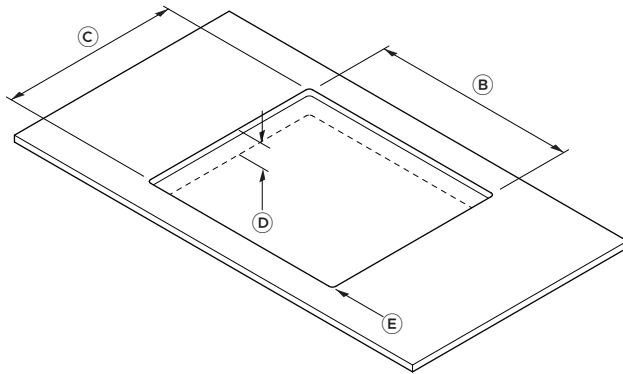
IMPORTANT NOTE: Throughout this guide, dimensions may vary by $\pm 2\text{mm}$ (1/16"). Please read the installation manual for detailed information on installing the product. For full installation instructions & specifications visit fisherpaykel.com

PLANNING CONSIDERATIONS

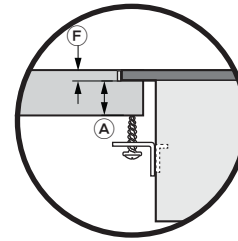
18mm minimum benchtop height for function of retention clips



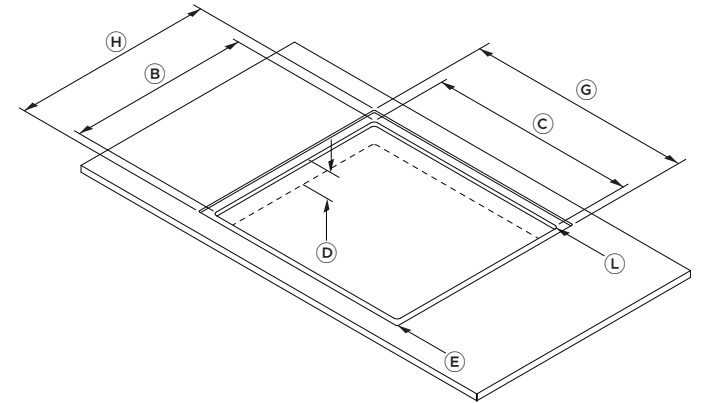
DETAIL - FRONT VIEW
BENCHTOP WITH COOKTOP



ISO VIEW
BENCHTOP WITH CUTOUT
FOR PROUD INSTALL



DETAIL - FRONT VIEW
BENCHTOP WITH COOKTOP



ISO VIEW
BENCHTOP WITH CUTOUT
FOR FLUSH INSTALL

BENCHTOP CHASSIS CUTOUT DIMENSIONS

| Cutout Dimensions - Proud | 30cm Cooktop | 60cm Cooktops | 80cm Cooktops | 90cm Cooktops |
|-----------------------------------|--------------|---------------|---------------|---------------|
| Ⓐ Minimum thickness | 18 | 18 | 18 | 18 |
| Ⓑ Width of cutout | 265 | 560 | 720 | 850 |
| Ⓒ Depth of cutout | 490 | 490 | 490 | 490 |
| Ⓓ Minimum height of cavity | 65 | 65 | 65 | 65 |
| Ⓔ Maximum corner radius of cutout | 10 | 10 | 10 | 10 |

ROUTED RECESS DIMENSIONS FOR FLUSH INSTALL

| Cutout Dimensions - Flush | 30cm Cooktop | 60cm Cooktops | 80cm Cooktops | 90cm Cooktops |
|-----------------------------------|--------------|---------------|---------------|---------------|
| Ⓕ Height of routed recess | 6.5 | 6.5 | 6.5 | 6.5 |
| Ⓖ Width of routed recess | 305 | 605 | 805 | 905 |
| Ⓗ Depth of routed recess | 535 | 535 | 535 | 535 |
| Ⓛ Maximum corner radius of recess | 4 | 4 | 4 | 4 |

The models shown in this Planning Guide may not be available in all markets and are subject to change at any time. Product specifications may vary from those shown. This Planning Guide should not be used as installation guidance for any product. Further information is required to safely and correctly install the products featured here. Specific installation guidance will be available with the product on delivery and on our website fisherpaykel.com

VENTILATION CLEARANCE BELOW COOKTOP

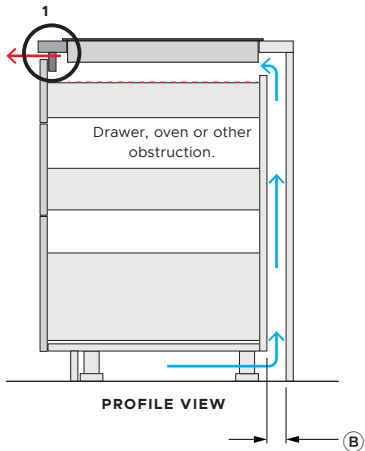


PROFILE VIEW

CLEARANCE REQUIREMENTS

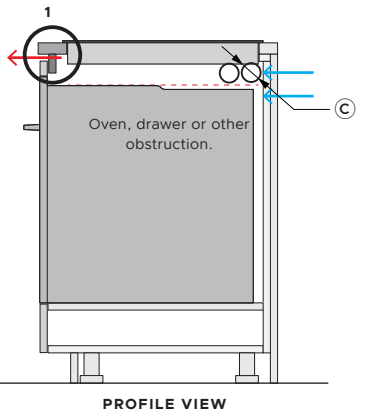
To ensure adequate airflow clearance is required below cooktop to any appliance, companion product or obstruction.

VENTILATION AT REAR OF COOKTOP



INTAKE OPTION A: SERVICE CHANNEL

Fresh air is drawn up from the toe kick cavity through a service channel at rear of cabinetry. If cavities are tightly sealed, ventilation holes in the toe kick panel are required.



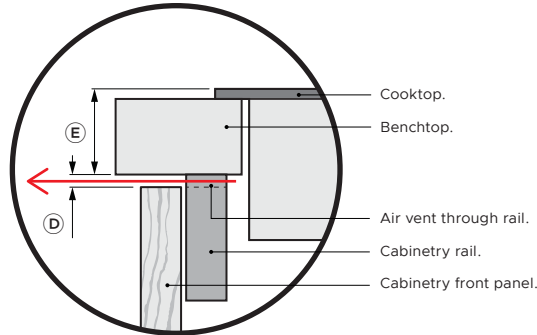
INTAKE OPTION B: ADJACENT CABINETS

If a sufficient ventilation at the rear of the cooktop is not possible, add two 2x Ø50 (2") holes in the side wall to allow adequate cooling air.

VENTILATION AT FRONT OF COOKTOP

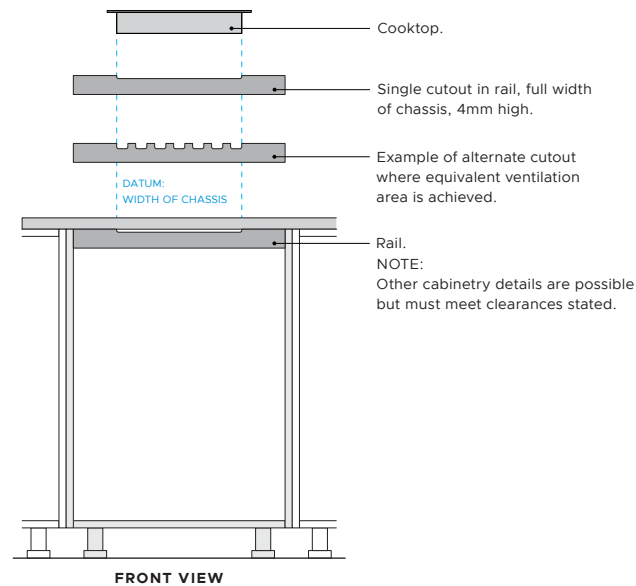
VENTILATION OUTLET

Hot air must be able to exit at front of cabinets.



DETAIL 1 - PROFILE VIEW
VENTILATION AT FRONT

EXAMPLE VENTILATION CUTOUTS IN CABINERY RAIL



VENTILATION OVERVIEW

Induction cooktops require adequate supply of cool air to ensure optimum product performance.

There must be a 5mm air gap at the front of the cooktop.

Channels or cutouts are required in cabinetry to allow fresh air to enter and hot air to exit.

| Ventilation Dimensions | mm |
|---|----|
| A Clearance from cook surface to any appliance, companion product or obstruction below | 65 |
| B Minimum ventilation gap at rear of cabinet* | 20 |
| C Diameter of ventilation holes into adjacent cabinets (4x required, 2x on each side of cabinet)* | 50 |
| D Ventilation gap at front of cabinet** | 4 |
| E Maximum distance of ventilation gap from top of cooktop | 40 |

*ventilation gap or holes required, not both
**gap must run width of chassis

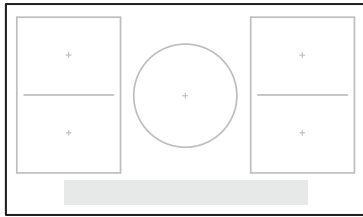
| Ventilation Gap at Front of Cooktop | w x h | cm ² |
|-------------------------------------|-----------|-----------------|
| 30cm cooktop | 260 x 4mm | 10.4 |
| 60cm cooktops | 555 x 4mm | 22.2 |
| 80cm cooktops | 715 x 4mm | 28.6 |
| 90cm cooktops | 845 x 4mm | 33.8 |

----- INDICATES CABINERY / PRODUCT DATUM
- - - - - INDICATES CABINERY CLEARANCES
- - - - - INDICATES CUTOUT

IMPORTANT NOTE: Throughout this guide, dimensions may vary by ±2mm (1/16"). Please read the installation manual for detailed information on installing the product. For full installation instructions & specifications visit fisherpaykel.com

The models shown in this Planning Guide may not be available in all markets and are subject to change at any time. Product specifications may vary from those shown. This Planning Guide should not be used as installation guidance for any product. Further information is required to safely and correctly install the products featured here. Specific installation guidance will be available with the product on delivery and on our website fisherpaykel.com

SERVICES

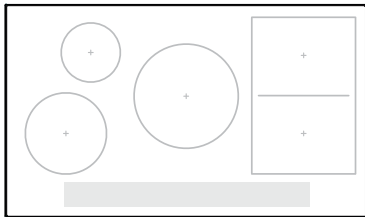


90CM 5 ZONE INDUCTION COOKTOP

Model no:
CI905ZZDTB5 **Black**, CI905ZZDTG5 **Grey**

| Power Requirements | |
|------------------------|------------|
| Rated power (W) | 10400 |
| Supply (Hz) | 50/60Hz |
| Voltage (V) | 220 - 240V |
| Dedicated circuit (A)* | 32 A |

* New Zealand and Australia only

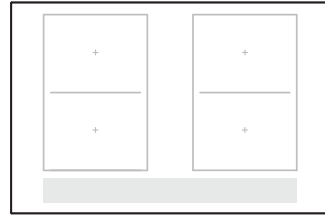


90CM 5 ZONE INDUCTION COOKTOP

Model no:
CI905ZDTB5 **Black**

| Power Requirements | |
|------------------------|------------|
| Rated power (W) | 10400 |
| Supply (Hz) | 50/60Hz |
| Voltage (V) | 220 - 240V |
| Dedicated circuit (A)* | 32 A |

* New Zealand and Australia only

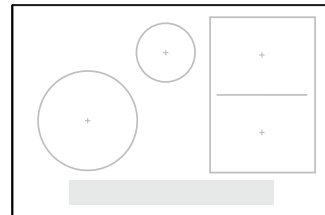


80CM 4 ZONE INDUCTION COOKTOP

Model no:
CI804ZZDTB5 **Black**, CI804ZZDTG5 **Grey**

| Power Requirements | |
|------------------------|------------|
| Rated power (W) | 7400 |
| Supply (Hz) | 50/60Hz |
| Voltage (V) | 220 - 240V |
| Dedicated circuit (A)* | 20 A |

* New Zealand and Australia only

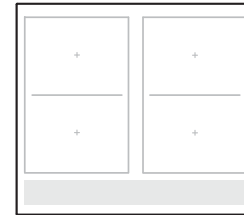


80CM 4 ZONE INDUCTION COOKTOP

Model no:
CI804ZDTB5 **Black**

| Power Requirements | |
|------------------------|------------|
| Rated power (W) | 7400 |
| Supply (Hz) | 50/60Hz |
| Voltage (V) | 220 - 240V |
| Dedicated circuit (A)* | 20 A |

* New Zealand and Australia only

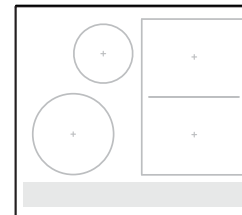


60CM 4 ZONE INDUCTION COOKTOP

Model no:
CI604ZZDTB5 **Black**, CI604ZZDTG5 **Grey**

| Power Requirements | |
|------------------------|-------------|
| Rated power (W) | 7400 |
| Supply (Hz) | 50/60Hz |
| Voltage (V) | 220 - 240V, |
| Dedicated circuit (A)* | 20 A |

* New Zealand and Australia only



60CM 4 ZONE INDUCTION COOKTOP

Model no:
CI604ZDTB5 **Black**

| Power Requirements | |
|------------------------|-------------|
| Rated power (W) | 7400 |
| Supply (Hz) | 50/60Hz |
| Voltage (V) | 220 - 240V, |
| Dedicated circuit (A)* | 20 A |

* New Zealand and Australia only

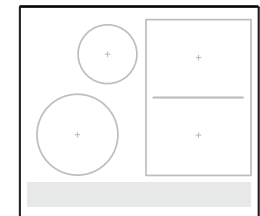


30CM 2 ZONE INDUCTION COOKTOP

Model no:
CI30ZZDTB5 **Black**

| Power Requirements | |
|------------------------|------------|
| Rated power (W) | 3700 |
| Supply (Hz) | 50/60Hz |
| Voltage (V) | 220 - 240V |
| Dedicated circuit (A)* | 16 A |

* New Zealand and Australia only



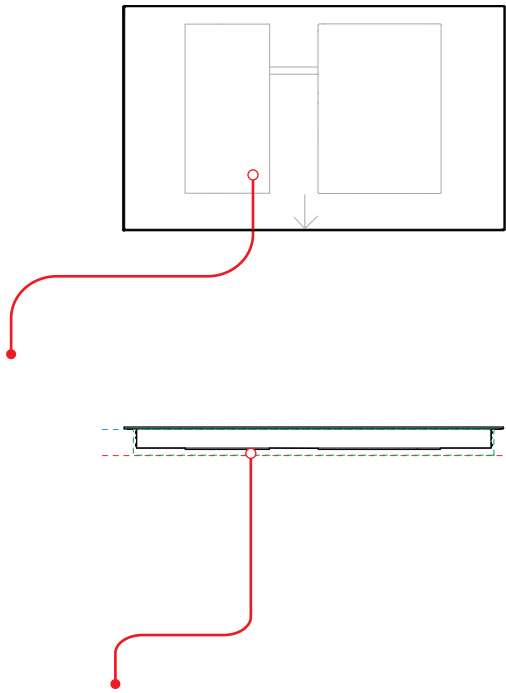
60CM 4 ZONE INDUCTION COOKTOP

Model no:
CI604ZDTPB5 **Black, Low Current**

| Power Requirements | |
|------------------------|-------------|
| Rated power (W) | 4400 |
| Supply (Hz) | 50/60Hz |
| Voltage (V) | 220 - 240V, |
| Dedicated circuit (A)* | 16 A |

* New Zealand and Australia only

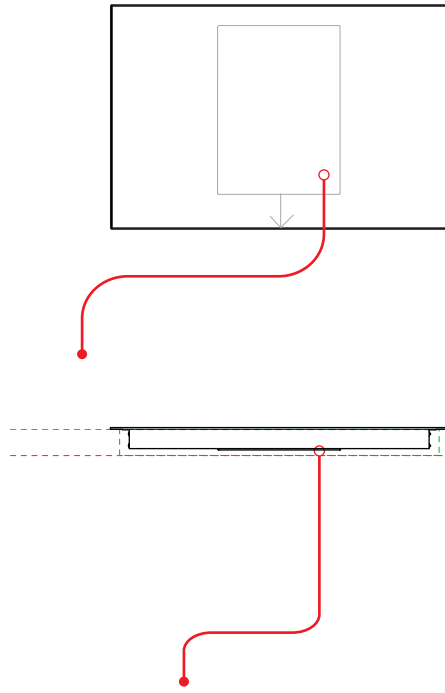
The models shown in this Planning Guide may not be available in all markets and are subject to change at any time. Product specifications may vary from those shown. This Planning Guide should not be used as installation guidance for any product. Further information is required to safely and correctly install the products featured here. Specific installation guidance will be available with the product on delivery and on our website fisherpaykel.com



90CM 5 ZONE INDUCTION COOKTOPS

Model no:
CI905ZZDTB5, CI905ZZDTG5, CI905ZDTB5

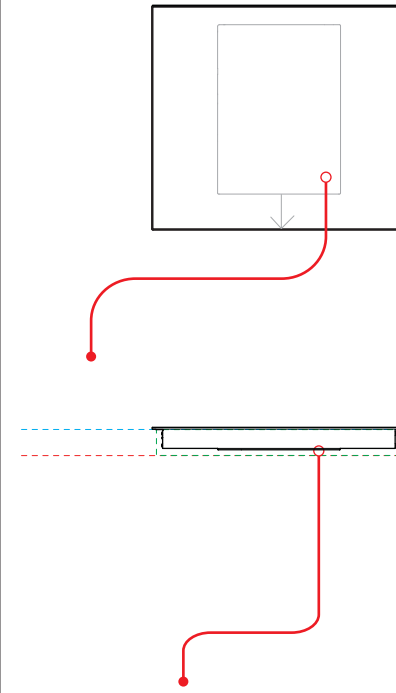
Power cord not included



80CM 4 ZONE INDUCTION COOKTOPS

Model no:
CI804ZZDTB5, CI804ZZDTG5, CI804ZDTB5

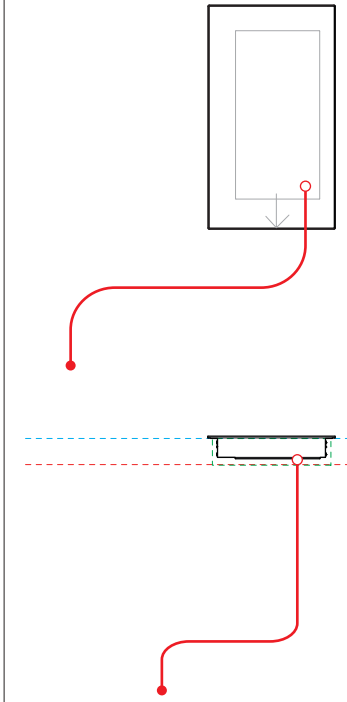
Power cord not included



60CM 4 ZONE INDUCTION COOKTOPS

Model no:
CI604ZZDTB5, CI604ZZDTG5, CI604ZDTB5, CI604ZDTPB5

Power cord not included



30CM 4 ZONE INDUCTION COOKTOP

Model no:
CI302ZDTB5

Power cord not included

The models shown in this Planning Guide may not be available in all markets and are subject to change at any time. Product specifications may vary from those shown. This Planning Guide should not be used as installation guidance for any product. Further information is required to safely and correctly install the products featured here. Specific installation guidance will be available with the product on delivery and on our website fisherpaykel.com

