

## 60CM MINIMAL OVENS AND COMPANIONS

---

# PLANNING GUIDE

---

**SERIES 7 PYROLYTIC OVEN** | OB60SAMPTB5, OB60SAMPTG5

**SERIES 7 OVEN** | OB60SAMTB5, OB60SAMTG5

**SERIES 7 COMBI-STEAM OVEN** | OS60SAMVTB5, OS60SAMVTG5

**SERIES 7 COMPACT COMBI-STEAM OVEN** | OS60NAMVTB5, OS60NAMVTG5

**SERIES 7 COMPACT COMBI-MICROWAVE OVEN** | OM60NMTB5, OM60NMTG5

**SERIES 9 BUILT-IN COFFEE MAKER** | EB60MSB3, EB60MSG3

**SERIES 9 TALL WARMING DRAWER** | WB60SMTB3, WB60SMTG3

**SERIES 9 INTEGRATED TALL WARMING DRAWER** | WB60SDTEI3

**SERIES 9 WARMING DRAWER** | WB60SMB3, WB60SMG3

**SERIES 9 INTEGRATED WARMING DRAWER** | WB60SDEI3

**SERIES 9 VACUUM SEAL DRAWER** | VB60SMB3, VB60SMG3

**SERIES 9 INTEGRATED VACUUM SEAL DRAWER** | VB60SDEI3

## INTRODUCTION

This comprehensive planning guide provides you with the framework and tools to achieve your desired design outcome with Fisher & Paykel appliances. In this guide, you will find a range of conceptual, detailed, and dimensional product information to bring your ideas to life and create spaces that truly reflect your vision.

## SUPPORT

For additional design planning and installation support please contact the Fisher & Paykel design support team.

**[designsupport@fisherpaykel.com](mailto:designsupport@fisherpaykel.com)**

## NOTES

The models shown in this Planning Guide may not be available in all markets and are subject to change at any time. Refer to our website [fisherpaykel.com](http://fisherpaykel.com) for the latest document version. Product specifications may vary from those shown.

This Planning Guide should not be used as installation guidance for any product. Specific installation guidance will be available with the product on delivery and on our website.

---

## CONCEPT DESIGN

PAGE

### DESIGN CHOICE

|                      |   |
|----------------------|---|
| Styles               | 4 |
| Minimal Style        | 5 |
| Installation Options | 6 |
| Overview             | 7 |

### SPECIFICATION GUIDE

|  |    |
|--|----|
| Pyrolytic Oven                                       | 9  |
| Oven   | 10 |
| Combi-Steam Oven                                     | 11 |
| Compact Combi-Steam Oven                             | 12 |
| Compact Combi-Microwave Oven                         | 13 |
| Built-in Coffee Maker                                | 14 |
| Tall Warming Drawer                                  | 15 |
| Integrated Tall Warming Drawer                       | 16 |
| Warming Drawer                                       | 17 |
| Integrated Warming Drawer                            | 18 |
| Vacuum Seal Drawer                                   | 19 |
| Integrated Vacuum Seal Drawer                        | 20 |
| Dimensions - Ovens                                   | 21 |
| Dimensions - Compact Ovens and Built-in Coffee Maker | 22 |
| Dimensions - Drawers                                 | 23 |
| Services   | 24 |

---

## DEVELOPED AND DETAILED DESIGN

PAGE

---

## DEVELOPED AND DETAILED DESIGN

PAGE

---

## DESIGN CHOICE



**MINIMAL STYLE - HANDLELESS**



**MINIMAL STYLE**



**CONTEMPORARY STYLE**

Celebrating a singular aesthetic to blend seamlessly into the kitchen, Minimal style ovens feature subtle textural and tonal contrasts for a sense of refinement and purity.

Defined by clean lines and timeless design cues, Contemporary style ovens bring a sense of balance and refinement. A versatile aesthetic that complements a range of kitchen styles.

This Planning Guide is for the Minimal Style featuring 60cm Ovens and Companions. For information on other styles, please visit the Fisher and Paykel website. To see what models are available, head to the 'Overview' section in this Planning Guide.

The models shown in this Planning Guide may not be available in all markets and are subject to change at any time. Product specifications may vary from those shown. This Planning Guide should not be used as installation guidance for any product. Further information is required to safely and correctly install the products featured here. Specific installation guidance will be available with the product on delivery and on our website [fisherpaykel.com](http://fisherpaykel.com)

FINISH

OVENS

COMPANIONS

INSTALLATION OPTIONS

PYROLYTIC OVEN COMBI-STEAM COMBI-MICROWAVE

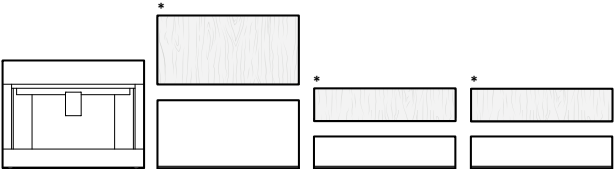
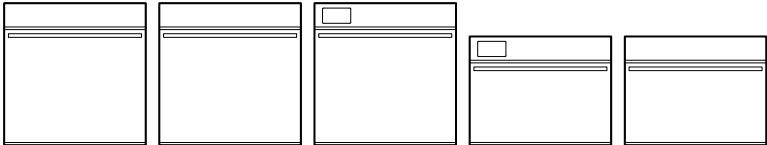
BUILT-IN COFFEE MAKER TALL WARMING DRAWER WARMING DRAWER VACUUM SEAL DRAWER



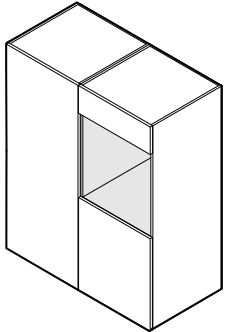
Black



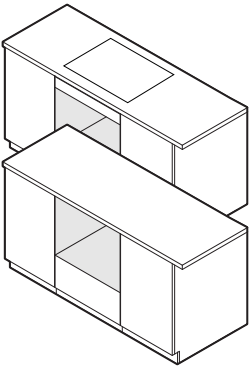
Grey



\*Integrated model, panel ready for a custom front panel.



Installation in wall



Installation under-bench

The models shown in this Planning Guide may not be available in all markets and are subject to change at any time. Product specifications may vary from those shown. This Planning Guide should not be used as installation guidance for any product. Further information is required to safely and correctly install the products featured here. Specific installation guidance will be available with the product on delivery and on our website fisherpaykel.com

**CONSIDERATIONS**

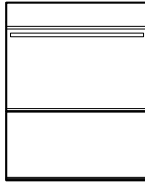
Different configurations possible, consider heights for grid and row installations.

**STACK HEIGHT**

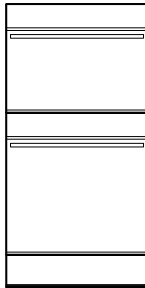
Stack Height is overall product height with minimum clearance above appliance front panel to upper cabinetry front panel or appliance.

**STACKED INSTALLATION**

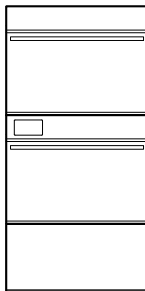
Stack Height  
750mm



Stack Height  
1200mm

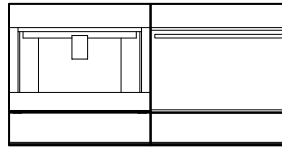


Stack Height  
1210mm

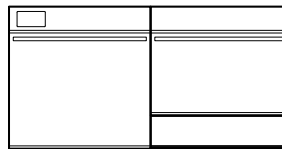


**GRID INSTALLATION**

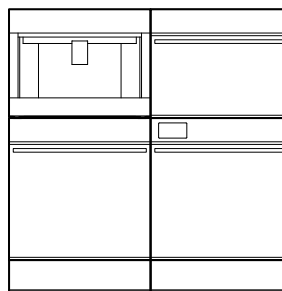
Stack Height  
600mm



Stack Height  
600mm

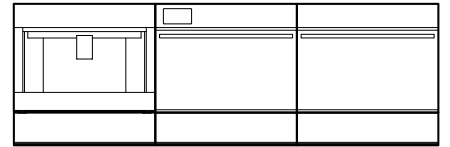


Stack Height  
1200mm

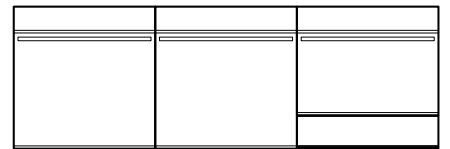


**ROW INSTALLATION**

Stack Height  
600mm

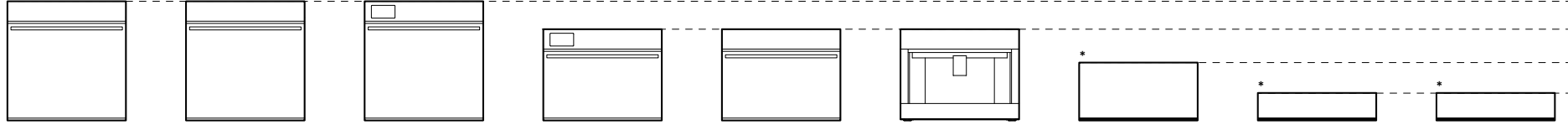


Stack Height  
600mm

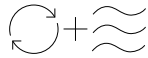
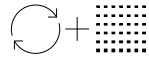
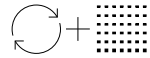
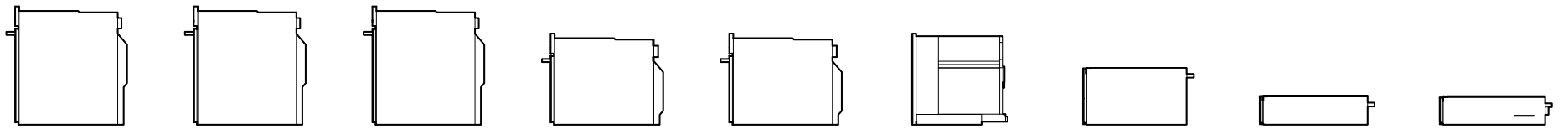


The models shown in this Planning Guide may not be available in all markets and are subject to change at any time. Product specifications may vary from those shown. This Planning Guide should not be used as installation guidance for any product. Further information is required to safely and correctly install the products featured here. Specific installation guidance will be available with the product on delivery and on our website [fisherpaykel.com](http://fisherpaykel.com)

**FRONT ELEVATION**



**SIDE ELEVATION**



|  | <b>PYROLYTIC OVEN</b> | <b>OVEN</b>    | <b>COMBI-STEAM OVEN</b> | <b>COMPACT COMBI-STEAM OVEN</b> | <b>COMPACT COMBI-MICROWAVE OVEN</b> | <b>BUILT-IN COFFEE</b> | <b>TALL WARMING DRAWER</b> | <b>WARMING DRAWER</b> | <b>VACUUM SEAL DRAWER</b> |
|--|-----------------------|----------------|-------------------------|---------------------------------|-------------------------------------|------------------------|----------------------------|-----------------------|---------------------------|
| Series                                     | Series 7              | Series 7       | Series 7                | Series 7                        | Series 7                            | Series 9               | Series 9                   | Series 9              | Series 9                  |
| Black                                      | OB60SAMPTB5           | OB60SAMTB5     | OS60SAMVTB5             | OS60NAMVTB5                     | OM60NMTB5                           | EB60MSB3               | WB60SMTB3                  | WB60SMB3              | VB60SMB3                  |
| Grey                                       | OB60SAMPTG5           | OB60SAMTG5     | OS60SAMVTG5             | OS60NAMVTG5                     | OM60NMTG5                           | EB60MSG3               | WB60SMTG3                  | WB60SMG3              | VB60SMG3                  |
| Integrated Models                          | -                     | -              | -                       | -                               | -                                   | -                      | WB60SDTEI3                 | WB60SDEI3             | VB60SDEI3                 |
| Interface                                  | 5" Touchscreen        | 5" Touchscreen | 5" Touchscreen          | 5" Touchscreen                  | 5" Touchscreen                      | 4.3" Touchscreen       | -                          | -                     | -                         |
| Overall Height                             | 598mm                 | 598mm          | 598mm                   | 458mm                           | 458mm                               | 458mm                  | 290mm                      | 140mm                 | 140mm                     |
| Overall Width                              | 596mm                 | 596mm          | 596mm                   | 596mm                           | 596mm                               | 596mm                  | 596mm                      | 596mm                 | 596mm                     |
| Control Panel/<br>Front Panel<br>Thickness | 20mm                  | 20mm           | 20mm                    | 20mm                            | 20mm                                | 20mm                   | 20mm                       | 20mm                  | 20mm                      |

\*Integrated models available.

The models shown in this Planning Guide may not be available in all markets and are subject to change at any time. Product specifications may vary from those shown. This Planning Guide should not be used as installation guidance for any product. Further information is required to safely and correctly install the products featured here. Specific installation guidance will be available with the product on delivery and on our website fisherpaykel.com

# **SPECIFICATION GUIDE**

## SERIES 7 & 9



**OVERVIEW**

Designed to complement Minimal style appliances, this oven delivers a seamless, flush finish – ideal for modern kitchen designs. The pyrolytic self-cleaning function breaks down food residue for an easy clean, while precise cooking methods with temperature and heat type recommendations for a wide range of food types are easily accessed via the touch screen and SmartHQ™.

**PRODUCTS**

**OB60SAMPTB5 - Black**  
60cm Series 7 Minimal Pyrolytic Oven

**OB60SAMPTG5 - Grey**  
60cm Series 7 Minimal Pyrolytic Oven

**SERIES & STYLE**

Series 7  
Minimal

**ACCESSORIES**

- ① Pyro-proof Side Ladders
- ② Telescopic Sliding Runners
- ③ Wire Shelf
- ④ Multi-functional Air Fry Tray

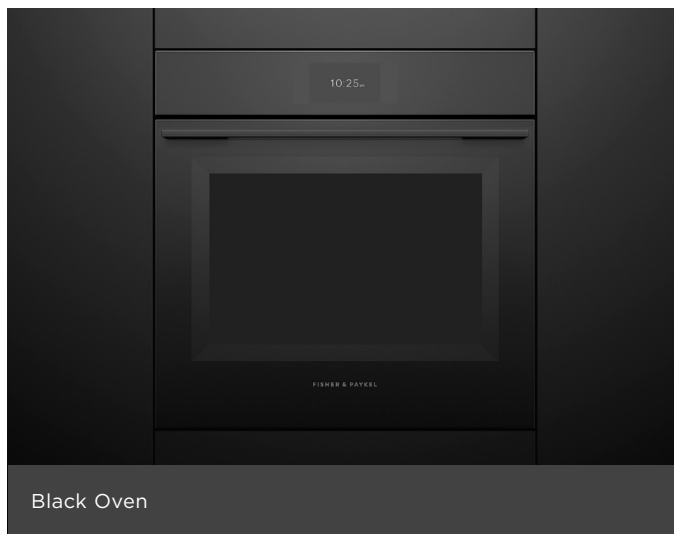
**FEATURES**

- ① Minimal style is designed to fit flush with cabinetry. Matches our Minimal style family of appliances
- ② Self-cleaning pyrolytic function breaks down food residue for an easy clean
- ③ Premium soft open and close door
- ④ Generous 72L useable capacity
- ⑤ 5” touchscreen is intuitive and easy to use
- ⑥ Create perfect results with precise cooking methods, with temperature and heat type recommendations for your food type
- ⑦ Moisture control and even heat distribution thanks to ActiveVent™ and AeroTech™ technology
- ⑧ Includes a wired temperature sensor for real-time monitoring of cooking temperatures
- ⑨ Connected capability via the SmartHQ™ app gives control & visibility from anywhere at anytime

**ACCESSORIES**

- ⑤ Roasting Dish
- ⑥ Flat Brushed Baking Tray
- ⑦ Wired Temperature Sensor

The models shown in this Planning Guide may not be available in all markets and are subject to change at any time. Product specifications may vary from those shown. This Planning Guide should not be used as installation guidance for any product. Further information is required to safely and correctly install the products featured here. Specific installation guidance will be available with the product on delivery and on our website [fisherpaykel.com](http://fisherpaykel.com)



**OVERVIEW**

Designed to complement Minimal style appliances, this oven delivers a seamless, flush finish – ideal for modern kitchen designs. The precise cooking methods with temperature and heat type recommendations for a wide range of food types are easily accessed via the touch screen and SmartHQ™.

**PRODUCTS**

**OB60SAMTB5 - Black**  
60cm Series 7 Minimal Oven

**OB60SAMTG5 - Grey**  
60cm Series 7 Minimal Oven

**SERIES & STYLE**

Series 7  
Minimal

**FEATURES**

- ① Minimal style is designed to fit flush with cabinetry. Matches our Minimal style family of appliances
- ② Premium soft open and close door
- ③ Generous 72L useable capacity
- ④ 5” touchscreen is intuitive and easy to use
- ⑤ Create perfect results with precise cooking methods, with temperature and heat type recommendations for your food type
- ⑥ Moisture control and even heat distribution thanks to ActiveVent™ and AeroTech™ technology
- ⑦ Includes a wired temperature sensor for real-time monitoring of cooking temperatures
- ⑧ Connected capability via the SmartHQ™ app gives control & visibility from anywhere at anytime

**ACCESSORIES**

- ① Chrome Side Ladders
- ② Telescopic Sliding Runners
- ③ Wire Shelf
- ④ Multi-functional Air Fry Tray
- ⑤ Roasting Dish

The models shown in this Planning Guide may not be available in all markets and are subject to change at any time. Product specifications may vary from those shown. This Planning Guide should not be used as installation guidance for any product. Further information is required to safely and correctly install the products featured here. Specific installation guidance will be available with the product on delivery and on our website [fisherpaykel.com](http://fisherpaykel.com)



**OVERVIEW**

Designed to complement Minimal style appliances, this Combi-Steam oven delivers a seamless, flush finish – ideal for modern kitchen designs. With versatile cooking options including steam or convection, plus a Steam Clean function for easy maintenance. Precise cooking methods with temperature and heat type recommendations for a wide range of food types are easily accessed via the touch screen and SmartHQ™.

**PRODUCTS**

**OS60SAMVTB5 - Black**  
60cm Series 7 Minimal Combi-Steam Oven

**OS60SAMVTG5 - Grey**  
60cm Series 7 Minimal Combi-Steam Oven

**SERIES & STYLE**

Series 7  
Minimal

**ACCESSORIES**

- ① Chrome Side Ladders
- ② Telescopic Sliding Runners
- ③ Wire Shelf
- ④ Multi-functional Air Fry Tray
- ⑤ Roasting Dish

**FEATURES**

- ① Minimal style is designed to fit flush with cabinetry. Matches our Minimal style family of appliances
- ② Versatile cooking options with steam or convection heat for optimal results
- ③ Premium soft open and close door
- ④ Generous 72L useable capacity
- ⑤ 5” touchscreen is intuitive and easy to use
- ⑥ Create perfect results with precise cooking methods, with temperature and heat type recommendations for your food type
- ⑦ Moisture control and even heat distribution thanks to ActiveVent™ and AeroTech™ technology
- ⑧ Includes a wired temperature sensor for real-time monitoring of cooking temperatures
- ⑨ Connected capability via the SmartHQ™ app gives control & visibility from anywhere at anytime

**ACCESSORIES**

- ⑥ Large Perforated Steam Dish
- ⑦ Small Perforated Steam Dish
- ⑧ Large Steam Dish
- ⑩ Wired Temperature Sensor
- ⑪ Descale Solution x2 sachets (Part 580295)

The models shown in this Planning Guide may not be available in all markets and are subject to change at any time. Product specifications may vary from those shown. This Planning Guide should not be used as installation guidance for any product. Further information is required to safely and correctly install the products featured here. Specific installation guidance will be available with the product on delivery and on our website [fisherpaykel.com](http://fisherpaykel.com)



**OVERVIEW**

Designed to complement Minimal style appliances, this Combi-Steam oven delivers a seamless, flush finish – ideal for modern kitchen designs. With versatile cooking options including steam or convection, plus a Steam Clean function for easy maintenance. Precise cooking methods with temperature and heat type recommendations for a wide range of food types are easily accessed via the touch screen and SmartHQ™.

**PRODUCTS**

**OS60NAMVTB5 - Black**  
60cm Series 7 Minimal Compact Combi-Steam Oven

**OS60NAMVTG5 - Grey**  
60cm Series 7 Minimal Compact Combi-Steam Oven

**SERIES & STYLE**

Series 7  
Minimal

**ACCESSORIES**

- ① Chrome Side Ladders
- ② Telescopic Sliding Runners
- ③ Wire Shelf
- ④ Multi-functional Air Fry Tray
- ⑤ Roasting Dish

**FEATURES**

- ① Minimal style is designed to fit flush with cabinetry. Matches our Minimal style family of appliances
- ② Versatile cooking options with steam or convection heat for optimal results
- ③ Premium soft open and close door
- ④ Compact 45L useable capacity
- ⑤ 5" touchscreen is intuitive and easy to use
- ⑥ Create perfect results with precise cooking methods, with temperature and heat type recommendations for your food type
- ⑦ Moisture control and even heat distribution thanks to ActiveVent™ and AeroTech™ technology
- ⑧ Includes a wired temperature sensor for real-time monitoring of cooking temperatures
- ⑨ Connected capability via the SmartHQ™ app gives control & visibility from anywhere at anytime

**ACCESSORIES**

- ⑥ Large Perforated Steam Dish
- ⑦ Small Perforated Steam Dish
- ⑧ Large Steam Dish
- ⑩ Wired Temperature Sensor
- ⑪ Descale Solution x2 sachets (Part 580295)



The models shown in this Planning Guide may not be available in all markets and are subject to change at any time. Product specifications may vary from those shown. This Planning Guide should not be used as installation guidance for any product. Further information is required to safely and correctly install the products featured here. Specific installation guidance will be available with the product on delivery and on our website [fisherpaykel.com](http://fisherpaykel.com)



**OVERVIEW**

Designed to complement Minimal style appliances, this Combi-Microwave oven delivers a seamless, flush finish - ideal for modern kitchen designs. Versatile cooking options including microwave or convection offer efficient heating across a variety of dishes. Precise cooking methods with temperature and heat type recommendations for a wide range of food types are easily accessed via the touch screen and SmartHQ™.

**PRODUCTS**

**OM60NMTB5 - Black**  
60cm Series 7 Minimal Compact Combi-Microwave Oven

**OM60NMTG5 - Grey**  
60cm Series 7 Minimal Compact Combi-Microwave Oven

**SERIES & STYLE**

Series 7  
Minimal

**FEATURES**

- ① Minimal style is designed to fit flush with cabinetry. Matches our Minimal style family of appliances
- ② Combines fast microwave cooking with even convection heat for versatile, efficient heating across a variety of dishes
- ③ With soft open and close, the CoolTouch door is safe to touch from the outside - protecting hands and surrounding cabinetry
- ④ Compact 38L useable capacity
- ⑤ 5" touchscreen is intuitive and easy to use
- ⑥ Create perfect results with precise cooking methods, with temperature and heat type recommendations for your food type
- ⑦ Versatile microwave only, convection only or combi-microwave functions to suit a range of cooking styles
- ⑧ Includes a wired temperature sensor for real-time monitoring of cooking temperatures
- ⑨ Connected capability via the SmartHQ™ app gives control & visibility from anywhere at anytime

**ACCESSORIES**

- ① Chrome Side Ladders
- ② Wire Shelf
- ③ Step Down Wire Shelf
- ④ Glass Tray
- ⑤ Grill Rack
- ⑥ Wired Temperature Sensor



The models shown in this Planning Guide may not be available in all markets and are subject to change at any time. Product specifications may vary from those shown. This Planning Guide should not be used as installation guidance for any product. Further information is required to safely and correctly install the products featured here. Specific installation guidance will be available with the product on delivery and on our website [fisherpaykel.com](http://fisherpaykel.com)



Black Built-in Coffee Maker



Grey Built-in Coffee Maker

**OVERVIEW**

Designed to complement Minimal style appliances, this Coffee Maker delivers a seamless, flush finish – ideal for modern kitchen designs. It learns your preferences over time, offering personalised coffee at the touch of a button. With precise grinding, creamy milk frothing, and effortless self-cleaning, it brings barista-quality coffee home.

**PRODUCTS****EB60MSB3 - Black**

60cm Series 9 Minimal Built-in Coffee Maker

**EB60MSG3 - Grey**

60cm Series 9 Minimal Built-in Coffee Maker

**SERIES & STYLE**

Series 9

Minimal

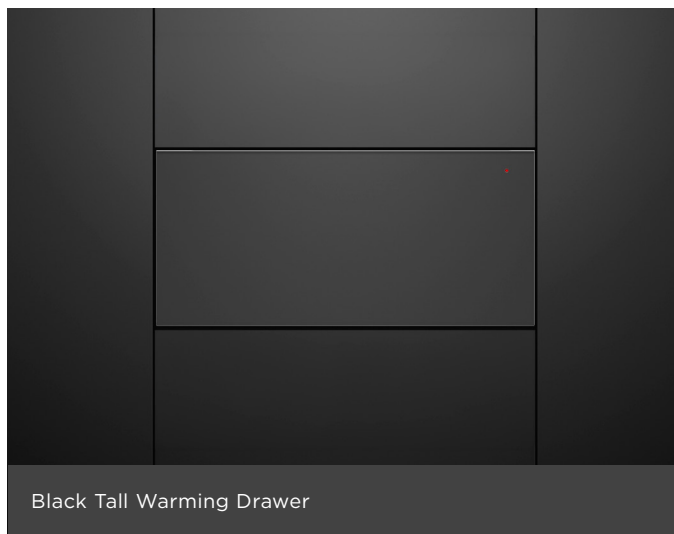
**FEATURES**

- ① Minimal style is designed to fit flush with cabinetry. Matches our Minimal style family of appliances
- ② Intuitive touch display brews a perfect cup of coffee at the touch of a button
- ③ Programmable timer turns on the Coffee Maker at the ideal time each day
- ④ Personalised coffee and smart self-learning menu preferences with 13 functions to suit any taste
- ⑤ Allows you to prepare hot milk or creamy froth in seconds
- ⑥ Stainless steel conical burr grinder with 13 coarseness positions
- ⑦ 15 bar pump pressure
- ⑧ Self-cleaning function and easy-to-empty coffee grounds container and drip tray
- ⑨ 2.4L water tank capacity

**ACCESSORIES**

- ① Milk Container (Auto-Froth)
- ② Steam Wand
- ③ Coffee Spoon
- ④ Cleaning Brush
- ⑤ Descaler Solution - 1 bottle
- ⑥ Water Hardness Indicator Paper
- ⑦ Water Filter

The models shown in this Planning Guide may not be available in all markets and are subject to change at any time. Product specifications may vary from those shown. This Planning Guide should not be used as installation guidance for any product. Further information is required to safely and correctly install the products featured here. Specific installation guidance will be available with the product on delivery and on our website [fisherpaykel.com](http://fisherpaykel.com)



### OVERVIEW

Designed to complement Minimal style appliances, this Warming Drawer delivers a seamless, flush finish – ideal for modern kitchen designs. Featuring a push-to-open mechanism, intuitive touch controls, and a smooth glass base for easy cleaning. With six tailored programmes and space for 16 place settings, it keeps meals ready to serve.

### PRODUCTS

#### WB60SMTB3 - Black

60cm Series 9 Minimal Tall Warming Drawer

#### WB60SMTG3 - Grey

60cm Series 9 Minimal Tall Warming Drawer

### SERIES & STYLE

Series 9


Minimal


### FEATURES

- ① Minimal style is designed to fit flush with cabinetry. Matches our Minimal style family of appliances
- ② Push-to-open drawer, designed for added convenience
- ③ Simple and intuitive touch controls for effortless operation
- ④ Easy-to-clean glass base
- ⑤ Automatic switch-off and delayed start functionality to help keep dishes warm until it is time to serve
- ⑥ Room for 16 standard-sized place settings
- ⑦ Six tailored programmes including Warming, Proofing, Dehydrating, and Slow Cooking offer convenience and flexibility

### ACCESSORIES

- ① Accessory rack for optimising space





### OVERVIEW

Panel ready design allows for seamless integration and customisation of this Warming Drawer with kitchen cabinetry for a cohesive kitchen look. Featuring a push-to-open mechanism, intuitive touch controls, and a smooth glass base for easy cleaning. With six tailored programmes and space for 16 place settings, it keeps meals ready to serve.

### PRODUCTS

**WB60SDTEI3**  
60cm Series 9 Integrated Tall Warming Drawer

### SERIES & STYLE


Series 9  
Integrated

### FEATURES


- ① Panel ready design allows for seamless integration and customisation with kitchen cabinetry for a cohesive kitchen look
- ② Push-to-open drawer, designed for added convenience
- ③ Simple and intuitive touch controls for effortless operation
- ④ Easy-to-clean glass base
- ⑤ Automatic switch-off and delayed start functionality to help keep dishes warm until it is time to serve
- ⑥ Room for 16 standard-sized place settings
- ⑦ Six tailored programmes including Warming, Proofing, Dehydrating, and Slow Cooking offer convenience and flexibility

### ACCESSORIES

- ① Accessory rack for optimising space



The models shown in this Planning Guide may not be available in all markets and are subject to change at any time. Product specifications may vary from those shown. This Planning Guide should not be used as installation guidance for any product. Further information is required to safely and correctly install the products featured here. Specific installation guidance will be available with the product on delivery and on our website [fisherpaykel.com](https://fisherpaykel.com)



### OVERVIEW

Designed to complement Minimal style appliances, this Warming Drawer delivers a seamless, flush finish – ideal for modern kitchen designs. Featuring a push-to-open mechanism, intuitive touch controls, and a smooth glass base for easy cleaning. With six tailored programmes and space for 6 place settings, it keeps meals ready to serve.


### PRODUCTS

#### WB60SMB3 - Black

60cm Series 9 Minimal Warming Drawer

#### WB60SMG3 - Grey

60cm Series 9 Minimal Warming Drawer




### SERIES & STYLE

Series 9

Minimal

### FEATURES

- ① Minimal style is designed to fit flush with cabinetry. Matches our Minimal style family of appliances
- ② Push-to-open drawer, designed for added convenience
- ③ Simple and intuitive touch controls for effortless operation
- ④ Easy-to-clean glass base
- ⑤ Automatic switch-off and delayed start functionality to help keep dishes warm until it is time to serve
- ⑥ Room for 6 standard-sized place settings
- ⑦ Six tailored programmes including Warming, Proofing, Dehydrating, and Slow Cooking offer convenience and flexibility

**OVERVIEW**

Panel ready design allows for seamless integration and customisation of this Warming Drawer with kitchen cabinetry for a cohesive kitchen look. Featuring a push-to-open mechanism, intuitive touch controls, and a smooth glass base for easy cleaning. With six tailored programmes and space for 6 place settings, it keeps meals ready to serve.

**PRODUCTS**

**WB60SDEI3**  
60cm Series 9 Integrated Warming Drawer


**SERIES & STYLE**

Series 9  
Integrated

**FEATURES**

- ① Panel ready design allows for seamless integration and customisation with kitchen cabinetry for a cohesive kitchen look
- ② Push-to-open drawer, designed for added convenience
- ③ Simple and intuitive touch controls for effortless operation
- ④ Easy-to-clean glass base
- ⑤ Automatic switch-off and delayed start functionality to help keep dishes warm until it is time to serve
- ⑥ Room for 6 standard-sized place settings
- ⑦ Six tailored programmes including Warming, Proofing, Dehydrating, and Slow Cooking offer convenience and flexibility

The models shown in this Planning Guide may not be available in all markets and are subject to change at any time. Product specifications may vary from those shown. This Planning Guide should not be used as installation guidance for any product. Further information is required to safely and correctly install the products featured here. Specific installation guidance will be available with the product on delivery and on our website [fisherpaykel.com](https://fisherpaykel.com)



**OVERVIEW**

Designed to complement Minimal style appliances, this Vacuum Seal Drawer delivers a seamless, flush finish – ideal for modern kitchen designs. A push-to-open mechanism and intuitive touch controls offer effortless use, while three vacuum and heat sealing levels support sous vide preparation, marinating, and food storage, using reusable and BPA-free food-grade bags.


**PRODUCTS**

**VB60SMB3 - Black**  
60cm Series 9 Minimal Vacuum Seal Drawer

**VB60SMG3 - Grey**  
60cm Series 9 Minimal Vacuum Seal Drawer

**SERIES & STYLE**

Series 9  
Minimal




**FEATURES**

- ① Minimal style is designed to fit flush with cabinetry. Matches our Minimal style family of appliances
- ② Push-to-open drawer, designed for added convenience
- ③ Simple and intuitive touch controls for effortless operation
- ④ Easy-to-clean glass base
- ⑤ Three levels of vacuum and heat sealing - for easy re-sealing, food portioning, marinating, storage and extending shelf life
- ⑥ Allows effortless preparation for sous vide cooking
- ⑦ Our food-grade, BPA-free bags are an excellent storage option – these can be re-used if sealed and cut appropriately

**ACCESSORIES**

- ① External Vacuuming Accessory Kit
- ② Large BPA-free Vacuum Seal Bags - 50 bags (Part 793034)
- ③ Small size BPA-free Vacuum Seal Bags - 50 bags (Part 793033)

The models shown in this Planning Guide may not be available in all markets and are subject to change at any time. Product specifications may vary from those shown. This Planning Guide should not be used as installation guidance for any product. Further information is required to safely and correctly install the products featured here. Specific installation guidance will be available with the product on delivery and on our website [fisherpaykel.com](http://fisherpaykel.com)



### OVERVIEW

Panel ready design allows for seamless integration and customisation of this Vacuum Seal Drawer with kitchen cabinetry for a cohesive kitchen look. A push-to-open mechanism and intuitive touch controls offer effortless use, while three vacuum and heat sealing levels support sous vide preparation, marinating, and food storage, using reusable and BPA-free food-grade bags.

### PRODUCTS

#### VB60SDEI3

60cm Series 9 Integrated Vacuum Seal Drawer

### SERIES & STYLE

Series 9  
Integrated



### FEATURES

- ① Panel ready design allows for seamless integration and customisation with kitchen cabinetry for a cohesive kitchen look
- ② Push-to-open drawer, designed for added convenience
- ③ Simple and intuitive touch controls for effortless operation
- ④ Easy-to-clean glass base
- ⑤ Three levels of vacuum and heat sealing - for easy re-sealing, food portioning, marinating, storage and extending shelf life
- ⑥ Allows effortless preparation for sous vide cooking
- ⑦ Our food-grade, BPA-free bags are an excellent storage option – these can be re-used if sealed and cut appropriately

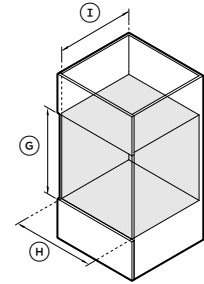
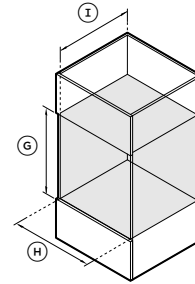
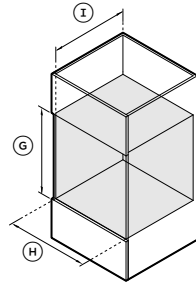
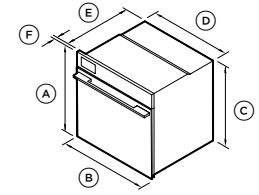
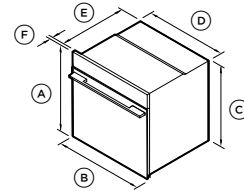
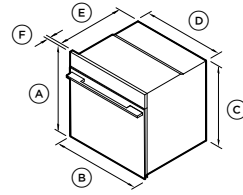
### ACCESSORIES

- ① External Vacuuming Accessory Kit
- ② Large BPA-free Vacuum Seal Bags - 50 bags (Part 793034)
- ③ Small size BPA-free Vacuum Seal Bags - 50 bags (Part 793033)

The models shown in this Planning Guide may not be available in all markets and are subject to change at any time. Product specifications may vary from those shown. This Planning Guide should not be used as installation guidance for any product. Further information is required to safely and correctly install the products featured here. Specific installation guidance will be available with the product on delivery and on our website [fisherpaykel.com](http://fisherpaykel.com)

**PRODUCT DIMENSIONS**

**CAVITY DIMENSIONS**



| PRODUCT DIMENSIONS                     |     |
|--|-----|
| (A) Overall height                     | 598 |
| (B) Overall width                      | 596 |
| (C) Chassis height                     | 575 |
| (D) Chassis width                      | 556 |
| (E) Chassis depth                      | 545 |
| (F) Control panel thickness            | 20  |
| Depth with door fully open*            | 463 |
| *Measured from front of control panel. |     |
| CAVITY DIMENSIONS                      |     |
| (G) Minimum inside height of cavity    | 580 |
| (H) Minimum inside width of cavity     | 560 |
| (I) Minimum inside depth of cavity*    | 550 |
| Recommended cabinet height             | 600 |
| Recommended cabinet width              | 600 |
| *Measured from front of chassis.       |     |

| PYROLYTIC OVEN<br>OB60SAMPTB5, OB60SAMPTG5 |     |
|--|-----|
|  | mm  |
|  | 598 |
|  | 596 |
|  | 575 |
|  | 556 |
|  | 545 |
|  | 20  |
|  | 463 |
|  |     |
|  | mm  |
|  | 580 |
|  | 560 |
|  | 550 |
|  | 600 |
|  | 600 |

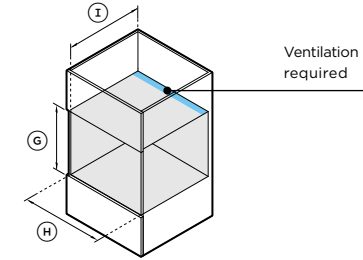
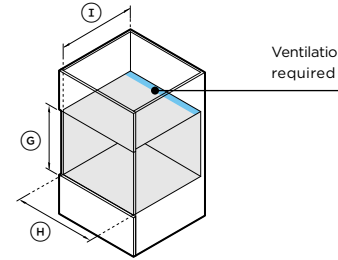
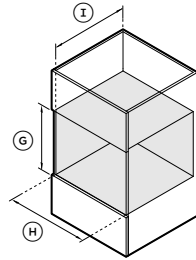
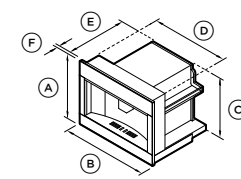
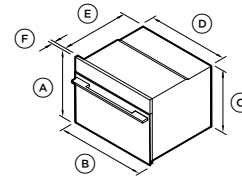
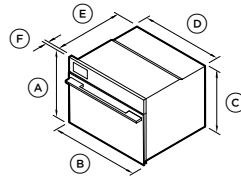
| OVEN<br>OB60SAMTB5, OB60SAMTG5 |     |
|--------------------------------|-----|
|                                | mm  |
|                                | 598 |
|                                | 596 |
|                                | 575 |
|                                | 556 |
|                                | 545 |
|                                | 20  |
|                                | 463 |
|                                |     |
|                                | mm  |
|                                | 580 |
|                                | 560 |
|                                | 550 |
|                                | 600 |
|                                | 600 |

| COMBI-STEAM OVEN<br>OS60SAMVTB5, OS60SAMVTG5 |     |
|--|-----|
|  | mm  |
|  | 598 |
|  | 596 |
|  | 575 |
|  | 556 |
|  | 545 |
|  | 20  |
|  | 463 |
|  |     |
|  | mm  |
|  | 580 |
|  | 560 |
|  | 550 |
|  | 600 |
|  | 600 |

The models shown in this Planning Guide may not be available in all markets and are subject to change at any time. Product specifications may vary from those shown. This Planning Guide should not be used as installation guidance for any product. Further information is required to safely and correctly install the products featured here. Specific installation guidance will be available with the product on delivery and on our website fisherpaykel.com

**PRODUCT DIMENSIONS**

**CAVITY DIMENSIONS**



| PRODUCT DIMENSIONS                     |     |
|--|-----|
| (A) Overall height                     | 458 |
| (B) Overall width                      | 596 |
| (C) Chassis height                     | 435 |
| (D) Chassis width                      | 556 |
| (E) Chassis depth                      | 545 |
| (F) Control panel thickness            | 20  |
| Depth with door/drawer fully open*     | 324 |
| *Measured from front of control panel. |     |
| CAVITY DIMENSIONS                      |     |
| (G) Minimum inside height of cavity    | 440 |
| (H) Minimum inside width of cavity     | 560 |
| (I) Minimum inside depth of cavity**   | 550 |
| Recommended cabinet height             | 460 |
| Recommended cabinet width              | 600 |

| COMPACT COMBI-STEAM OVEN<br>OS60NAMVTB5, OS60NAMVTG5 |     |
|--|-----|
|  | mm  |
| (A) Overall height                                   | 458 |
| (B) Overall width                                    | 596 |
| (C) Chassis height                                   | 435 |
| (D) Chassis width                                    | 556 |
| (E) Chassis depth                                    | 545 |
| (F) Control panel thickness                          | 20  |
| Depth with door/drawer fully open*                   | 324 |
| *Measured from front of control panel.               |     |
| CAVITY DIMENSIONS                                    |     |
| (G) Minimum inside height of cavity                  | 440 |
| (H) Minimum inside width of cavity                   | 560 |
| (I) Minimum inside depth of cavity**                 | 550 |
| Recommended cabinet height                           | 460 |
| Recommended cabinet width                            | 600 |

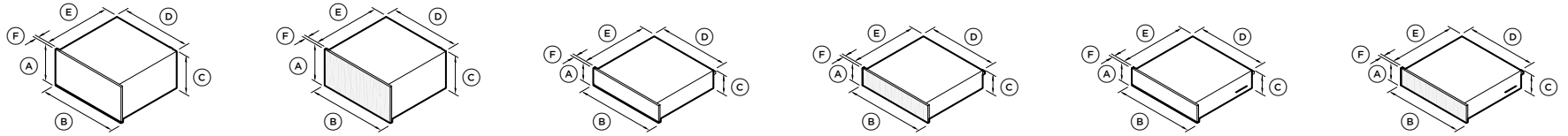
| COMPACT MICROWAVE OVEN<br>OM60NMTB5, OM60NMTG5 |        |
|--|--------|
|  | mm     |
| (A) Overall height                             | 458    |
| (B) Overall width                              | 596    |
| (C) Chassis height                             | 435    |
| (D) Chassis width                              | 556    |
| (E) Chassis depth                              | 545    |
| (F) Control panel thickness                    | 20     |
| Depth with door/drawer fully open*             | 324    |
| *Measured from front of control panel.         |        |
| CAVITY DIMENSIONS                              |        |
| (G) Minimum inside height of cavity            | 440    |
| (H) Minimum inside width of cavity             | 560    |
| (I) Minimum inside depth of cavity**           | 550*** |
| Recommended cabinet height                     | 460    |
| Recommended cabinet width                      | 600    |

| BUILT-IN COFFEE MAKER<br>EB60MSB3, EB60MSG3 |        |
|---|--------|
|   | mm     |
| (A) Overall height                          | 458    |
| (B) Overall width                           | 596    |
| (C) Chassis height                          | 445    |
| (D) Chassis width                           | 560    |
| (E) Chassis depth                           | 460    |
| (F) Control panel thickness                 | 20     |
| Depth with door/drawer fully open*          | 435    |
| *Measured from front of control panel.      |        |
| CAVITY DIMENSIONS                           |        |
| (G) Minimum inside height of cavity         | 450    |
| (H) Minimum inside width of cavity          | 560*   |
| (I) Minimum inside depth of cavity**        | 545*** |
| Recommended cabinet height                  | 460    |
| Recommended cabinet width                   | 600    |

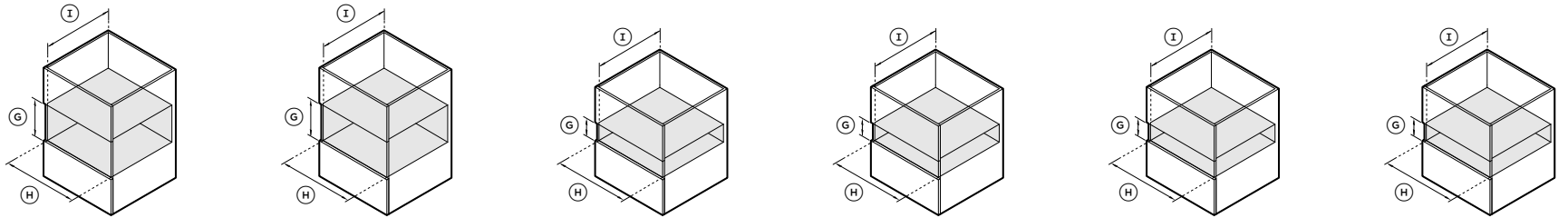
\*Cabinetry requires additional vertical sidewalls to secure the product. \*\*Measured from front of chassis. \*\*\*A rear ventilation air vent totalling 280cm<sup>2</sup> is required. The air vent must be located at the rear of the cabinet, it can be positioned at the base, sides, back or top of the cavity.

The models shown in this Planning Guide may not be available in all markets and are subject to change at any time. Product specifications may vary from those shown. This Planning Guide should not be used as installation guidance for any product. Further information is required to safely and correctly install the products featured here. Specific installation guidance will be available with the product on delivery and on our website fisherpaykel.com

**PRODUCT DIMENSIONS**



**CAVITY DIMENSIONS**



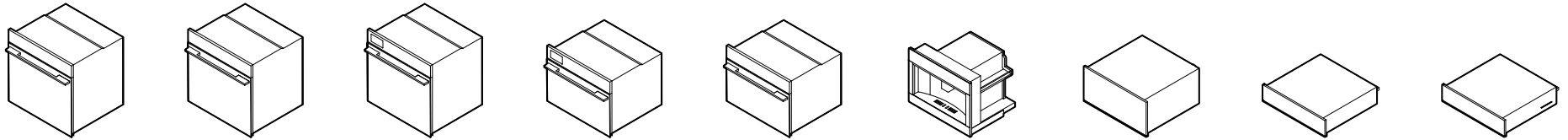
|                                     | <b>TALL WARMING DRAWER</b><br>WB60SMTB3, WB60SMTG3 | <b>TALL INTEGRATED WARMING DRAWER</b><br>WB60SDTEI3 | <b>WARMING DRAWER</b><br>WB60SMB3, WB60SMG3 | <b>INTEGRATED WARMING DRAWER</b><br>WB60SDEI3 | <b>VACUUM SEAL DRAWER</b><br>VB60SMB3, VB60SMG3 | <b>INTEGRATED VACUUM SEAL DRAWER</b><br>VB60SDEI3 |
|-------------------------------------|--|---|---|---|---|---|
| <b>PRODUCT DIMENSIONS</b>           |  |   |   |   |   |   |
| (A) Overall height                  | 290  | 290   | 140   | 140   | 140   | 140   |
| (B) Overall width                   | 596  | 596   | 596   | 596   | 596   | 596   |
| (C) Chassis height                  | 290  | 290   | 140   | 140   | 140   | 140   |
| (D) Chassis width                   | 543  | 559*  | 543   | 559*  | 556**   | 559**   |
| (E) Chassis depth***                | 547  | 566   | 547   | 566   | 545   | 563   |
| (F) Front panel thickness           | 20   | min 16****  | 20  | min 16****                                    | 20  | min 16****  |
| Front panel height                  | 286  | min 286   | 136   | min 136                                       | 136   | min 136   |
| Front panel width                   | 596  | min 596   | 596   | min 596                                       | 596   | min 596   |
| Depth of drawer open*****           | 414  | 414   | 414   | 414   | 414   | 414   |
| <b>CAVITY DIMENSIONS</b>            |  |   |   |   |   |   |
| (G) Minimum inside height of cavity | 292  | 292   | 142   | 142   | 142   | 142   |
| (H) Minimum inside width of cavity  | 560  | 560   | 560   | 560   | 560   | 560   |
| (I) Minimum inside depth of cavity* | 550  | 570   | 550   | 570   | 550   | 570   |
| Recommended cabinet height          | 294  | 294   | 144   | 144   | 144   | 144   |
| Recommended cabinet width           | 600  | 600   | 600   | 600   | 600   | 600   |

\*Including side brackets. \*\*Including side brackets and anti-tip brackets. \*\*\*Including power plug. \*\*\*\*A clearance of 2mm between the cabinet and the custom panel is required for the push-to-open mechanism (spacer included). Maximum custom panel weight 5kg. \*\*\*\*\*Measured from front of control panel.

\*Measured from front of chassis. Note: Drawers can fully support 60cm Fisher & Paykel ovens, without adding shelf in between.

The models shown in this Planning Guide may not be available in all markets and are subject to change at any time. Product specifications may vary from those shown. This Planning Guide should not be used as installation guidance for any product. Further information is required to safely and correctly install the products featured here. Specific installation guidance will be available with the product on delivery and on our website fisherpaykel.com

ISOMETRIC  
VIEW



|                             | <b>PYROLYTIC OVEN</b><br>OB60SAMPTB5,<br>OB60SAMPTG5 | <b>OVEN</b><br>OB60SAMTB5,<br>OB60SAMTG5 | <b>COMBI-STEAM OVEN</b><br>OS60SAMVTB5,<br>OS60SAMVTG5 | <b>COMPACT COMBI-STEAM OVEN</b><br>OS60NAMVTB5,<br>OS60NAMVTG5 | <b>COMPACT COMBI-MICROWAVE OVEN</b><br>OM60NMTB5,<br>OM60NMTG5 | <b>BUILT-IN COFFEE MAKER</b><br>EB60MSB3,<br>EB60MSG3 | <b>TALL WARMING DRAWER</b><br>WB60SMTB3,<br>WB60SMTG3<br><b>INTEGRATED TALL WARMING DRAWER</b><br>WB60SDTEI3 | <b>WARMING DRAWER</b><br>WB60SMB3,<br>WB60SMG3<br><b>INTEGRATED WARMING DRAWER</b><br>WB60SDEI3 | <b>VACUUM SEAL DRAWER</b><br>VB60SMB3,<br>VB60SMG3<br><b>INTEGRATED VACUUM SEAL DRAWER</b><br>VB60SDEI3 |
|-----------------------------|--|--|--|--|--|---|--|---|---|
| <b>PRODUCT REQUIREMENTS</b> |  |  |  |  |  |   |  |   |   |
| Dedicated Circuit (A)       | 16   | 16                                       | 16   | 16   | 10   | 10  | 10   | 10  | 10  |
| Rated Power (W)             | 2800 - 3300  | 2800 - 3300                              | 2800 - 3300  | 2800 - 3300  | 3350 - 3800  | 1350  | 810  | 810   | 320   |
| Supply (Hz)                 | 50   | 50                                       | 50   | 50   | 50   | 50  | 50   | 50  | 50  |
| Voltage (V)                 | 220 - 240  | 220 - 240                                | 220 - 240  | 220 - 240  | 220 - 240  | 220 - 240   | 220 - 240  | 220 - 240   | 220 - 240   |
| Connection                  | Hard-wired<br>min 1500mm**                           | Hard-wired<br>min 1500mm**               | Hard-wired<br>min 1500mm**                             | Hard-wired<br>min 1500mm**                                     | Flex cord<br>1700mm*   | Flex cord<br>1800mm*                                  | Flex cord<br>1800mm*   | Flex cord<br>1800mm*  | Flex cord<br>1800mm*  |
| <b>CAPACITY</b>             |  |  |  |  |  |   |  |   |   |
| Total Oven capacity         | 85L  | 85L                                      | 85L  | 55L  | 49L  | -   | -  | -   | -   |
| Total water tank capacity   | -  | -  | 2.4L   | 1.4L   | -  | 2.4L  | -  | -   | -   |

\*Supplied with product. \*\*The electrician provides sufficient free length of power supply cable to reach from the bottom rear of the cavity to at least 1.5m in front of the bottom edge of the opening.  
Note: For multi-residential installs, use the Rated Power to calculate the demand.

Note: All Coffee Makers and Steam Ovens have internal water tanks which need to be filled manually. No external water supply is required.

The models shown in this Planning Guide may not be available in all markets and are subject to change at any time. Product specifications may vary from those shown. This Planning Guide should not be used as installation guidance for any product. Further information is required to safely and correctly install the products featured here. Specific installation guidance will be available with the product on delivery and on our website [fisherpaykel.com](http://fisherpaykel.com)

