

FABRIC CARE

PLANNING GUIDE

Series 11 Fabric Care Cabinet, Glass | FC1260FZB2

Series 11 Front Loader Washer, Glass | WH1260YZB5

Series 7 Front Loader Washer, Glass | WH1260MZB5

Series 11 Display-free Heat Pump Dryer, Glass | DH1060YLZB5

Series 7 Heat Pump Dryer, Glass | DH1060MZB5

Series 11 Storage Plinth | FM2060SZB2

Stacking Kit with Tray | ASKS60ZB5

INTRODUCTION

This comprehensive planning guide provides you with the framework and tools to achieve your desired design outcome with Fisher & Paykel appliances. In this guide, you will find a range of conceptual, detailed, and dimensional product information to bring your ideas to life and create spaces that truly reflect your vision.

SUPPORT

For additional design planning and installation support please contact the Fisher & Paykel design support team.
designsupport@fisherpaykel.com

NOTES

The models shown in this Planning Guide may not be available in all markets and are subject to change at any time. For the latest version of this document, please visit our website at fisherpaykel.com. Product specifications may vary from those shown.

This Planning Guide is not intended to be used as installation guidance for any product. Detailed installation instructions are available on our website.

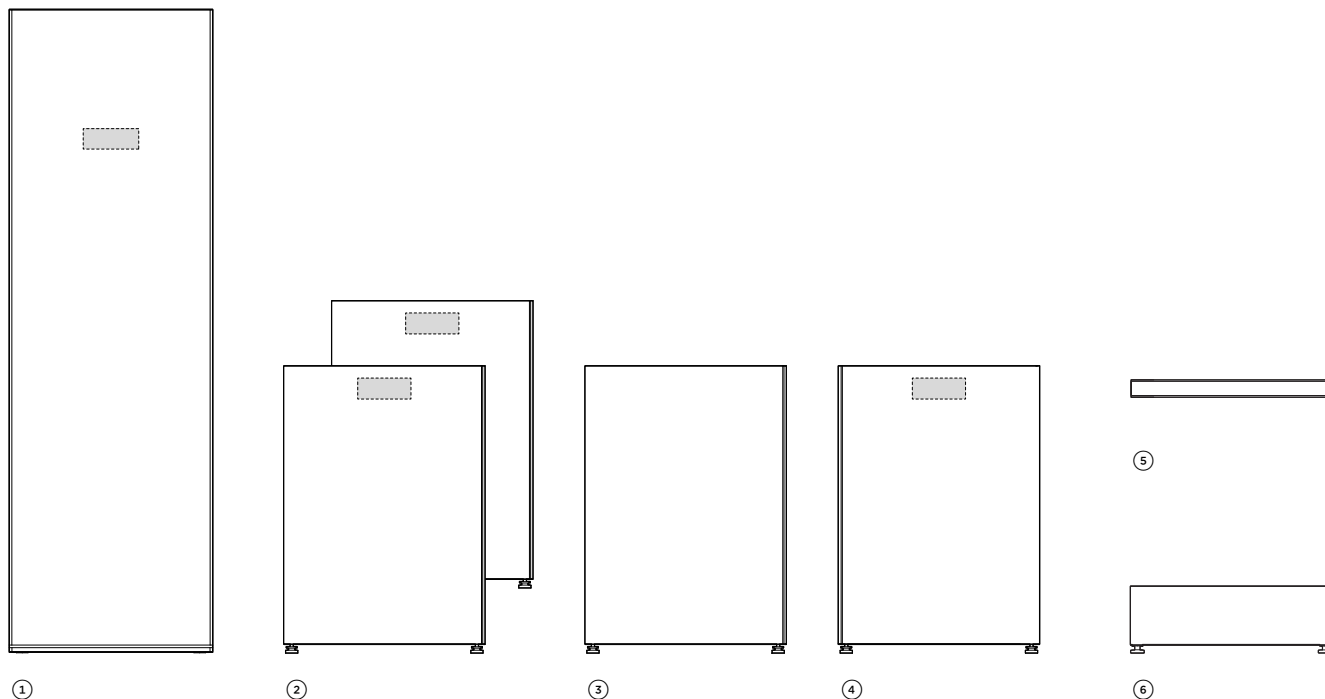
CONTENTS

CONCEPT DESIGN	PAGE
PRODUCT OVERVIEW	
Product Overview	4
Product Configurations	5
SPECIFICATION GUIDE	
FC1260FZB2, WH1260YZB5, DH1060YLZB5	7
WH1260MZB5, DH1060MZB5	8
Specification Front Loader Washer	9
Specification Display-Free Heat Pump Dryer	10
Specification Heat Pump Dryer	11
Specification Fabric Care Cabinet	12

DEVELOPED AND DETAILED DESIGN	PAGE
DATA SHEETS	
Data Sheet Front Loader Washer	14
Data Sheet Display-free Heat Pump Dryer	15
Data Sheet Heat Pump Dryer	16
Data Sheet Fabric Care Cabinet	17
CONFIGURATIONS	
Side by Side	19
Stacked with Plinth and Cabinet	20
Stacked with Plinth and 2 Cabinets	21

DEVELOPED AND DETAILED DESIGN	PAGE
SERVICES	
Services Front Loader Washer	23
Services Heat Pump Dryer	24
Services Fabric Care Cabinet	25
Services Side by Side Configuration	26
Services Stacked Configuration	28

PRODUCT OVERVIEW



PRODUCT OVERVIEW

- 1** FC1260FZB2
60cm Series 11 Fabric Care Cabinet, Grey Glass

- 2** WH1260YZB5
12kg Series 11 Front Loader Washer, Grey Glass

- WH1260MZB5
12kg Series 7 Front Loader Washer, Grey Glass

- 3** DH1060YLZB5
10kg Series 11 Display-free Heat Pump Dryer, Grey Glass

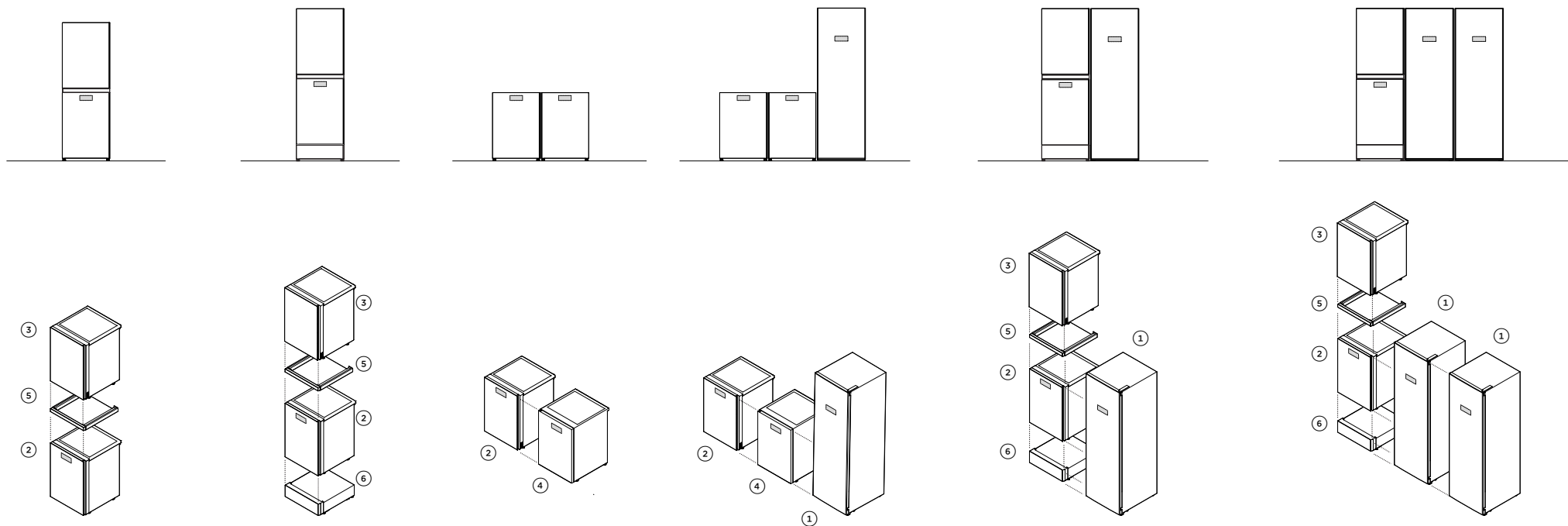
- 4** DH1060MZB5
10kg Series 7 Heat Pump Dryer, Grey Glass

ACCESSORIES OVERVIEW

- 5** ASKS60ZB5
Stacking Kit with Tray

- 6** FM2060SZB2
18L Series 11 Storage Plinth

The models shown in this Planning Guide may not be available in all markets and are subject to change at any time. For the latest version of this document, please visit our website at fisherpaykel.com. Product specifications may vary from those shown. The Planning Guide is not intended to be used as installation guidance for any product. Detailed installation instructions are available on our website.



	MODEL CODE	FINISH	PRODUCT DESCRIPTION	HINGE LOCATION
1	FC1260FZB2	Grey Glass	Fabric Care Cabinet	Right Hand Hinge
2	WH1260YZB5 or WH1260MZB5	Grey Glass	Front Loader Washer	Left Hand Hinge
3	DH1060YLZB5 (pairs with washer WH1260YZB5)	Grey Glass	Display-free Heat Pump Dryer	Left Hand Hinge
4	DH1060MZB5	Grey Glass	Heat Pump Dryer	Right Hand Hinge
5	ASKS60ZB5	Grey Glass	Stacking Kit with Tray	-
6	FM2060SZB2	Grey Glass	18L Storage Plinth	-

* Other product configurations possible - while Storage Plinths can be installed side by side, doing so is not recommended, as it may result in a visual mismatch with the dryer above.

The models shown in this Planning Guide may not be available in all markets and are subject to change at any time. For the latest version of this document, please visit our website at fisherpaykel.com. Product specifications may vary from those shown. The Planning Guide is not intended to be used as installation guidance for any product. Detailed installation instructions are available on our website.

SPECIFICATION GUIDE



OVERVIEW

Elevating beyond the utility space, our Fabric Care Solutions pair sleek design and refined materials with advanced technology. Our Front Loader Washing Machines powered by SmartDrive™ deliver quieter operation, while Heat Pump Dryers with intelligent compressor control and moisture sensing provide efficient, gentle drying. With a vivid display, intuitive controls make caring for fibres effortless. Installed side-by-side, or stacked with a Stacking Kit on the Storage Plinth alongside the Fabric Care Cabinet, their aligned proportions and pared-back interfaces bring a cohesive, considered aesthetic to the laundry space or create harmony in wardrobes, mudrooms, and entryways.

FEATURES

- 1 Premium full-glass fronts and carefully selected materials elevate our Fabric Care Solutions beyond the utility space. Thoughtfully designed to harmonise with surrounding finishes, they enhance wardrobes, mudrooms, and entryways with a refined, considered presence.
- 2 Front Loader Washing Machines and Heat Pump Dryers are designed as a true pair, with aligned proportions, finishes, and controls. Install them side-by-side or stacked with the Stacking Kit. For the ultimate Fabric Care solution, place a stacked set on the Storage Plinth to pair seamlessly with the Fabric Care Cabinet.
- 3 Interfaces and detailing are paired back to achieve a clean, minimal presentation. This reduction in visual noise helps appliances blend into design-led environments, supporting calm and considered interiors.

FEATURES

- 4 Powered by SmartDrive™ and ActiveIntelligence™ technology, Front Loader Washing Machines deliver quiet operation with few moving parts, plus clever load size and soil sensing for perfect results. This makes them well suited to placement in open-plan areas or wardrobes, where a low-noise environment is important.
- 5 Heat Pump Dryer technology with precise temperature control and moisture sensing delivers efficient yet gentle drying. Intelligent compressor technology adjusts drying temperatures to suit each fibre's durability, while specialised tumble patterns ensure optimal care and cycle times.
- 6 The 7" colour touchscreen with full glass display provides a clear, modern interface to guide users through cycle selection with ease. This intuitive control makes it simple to prolong the soft luxury of Cashmere scarves, the breathable comfort of Hemp trousers, or the flowing elegance of a Lyocell dress.
- 7 Steam Refresh and Sanitise reduce reliance on dry-cleaning by refreshing garments quickly and safely at home.
- 8 Our intelligent push-to-open ModDose Auto-Dosing uses removable cartridges for everyday or specialist detergents. By reading each of your configured cartridges to ensure the right formula for the fibre, and prompting changes if needed, it delivers precise auto-dosing and tailored care.
- 9 Designed to reduce running costs and environmental impact with highly efficient energy and water ratings, delivering an effective and sustainable fabric care routine.
- 10 Haier Smart Home app compatibility enables remote monitoring, notifications when cycles are complete, and software updates when new cycles and feature enhancements are available.

The models shown in this Planning Guide may not be available in all markets and are subject to change at any time. For the latest version of this document, please visit our website at fisherpaykel.com. Product specifications may vary from those shown. The Planning Guide is not intended to be used as installation guidance for any product. Detailed installation instructions are available on our website.



OVERVIEW

Elevating beyond the utility space, our Fabric Care Solutions pair sleek design and refined materials with advanced technology. Front Loader Washing Machines powered by SmartDrive™ deliver quieter operation, while Heat Pump Dryers with intelligent compressor control and moisture sensing provide efficient, gentle drying. With a vivid display, intuitive controls make caring for fibres effortless. Installed side-by-side, or stacked with a Stacking Kit on the Storage Plinth alongside the Fabric Care Cabinet, their aligned proportions and pared-back interfaces bring a cohesive, considered aesthetic to the laundry space or create harmony in wardrobes, mudrooms, and entryways.

FEATURES

- 1 Premium full-glass fronts and carefully selected materials elevate our Fabric Care Solutions beyond the utility space. Thoughtfully designed to harmonise with surrounding finishes, they enhance wardrobes, mudrooms, and entryways with a refined, considered presence.
- 2 Front Loader Washing Machines and Heat Pump Dryers are designed as a true pair, with aligned proportions, finishes, and controls. Install them side-by-side or stacked with the Stacking Kit. For the ultimate Fabric Care solution, place a stacked set on the Storage Plinth to pair seamlessly with the Fabric Care Cabinet.
- 3 Interfaces and detailing are paired back to achieve a clean, minimal presentation. This reduction in visual noise helps appliances blend into design-led environments, supporting calm and considered interiors.

FEATURES

- 4 Powered by SmartDrive™ and ActiveIntelligence™ technology, Front Loader Washing Machines deliver quiet operation with few moving parts, plus clever load size and soil sensing for perfect results. This makes them well suited to placement in open-plan areas or wardrobes, where a low-noise environment is important.
- 5 Heat Pump Dryer technology with precise temperature control and moisture sensing delivers efficient yet gentle drying. Intelligent compressor technology adjusts drying temperatures to suit each fibre's durability, while specialised tumble patterns ensure optimal care and cycle times.
- 6 The 7" colour touchscreen display provides a clear, modern interface to guide users through cycle selection with ease. This intuitive control makes it simple to access advanced functions while maintaining a clean, minimal aesthetic.
- 7 Steam Refresh and Sanitise reduce reliance on dry-cleaning by refreshing garments quickly and safely at home.
- 8 FlexiDose Auto-Dosing protects fibres and prevents waste by dispensing the perfect amount of detergent and softener for every load. With two reservoirs, one for detergent and the other for softener, which can also hold extra detergent if required.
- 9 Designed to reduce running costs and environmental impact with highly efficient energy and water ratings, delivering an effective and sustainable fabric care routine.
- 10 Haier Smart Home app compatibility enables remote monitoring, notifications when cycles are complete, and software updates when new cycles and feature enhancements are available.

The models shown in this Planning Guide may not be available in all markets and are subject to change at any time. For the latest version of this document, please visit our website at fisherpaykel.com. Product specifications may vary from those shown. The Planning Guide is not intended to be used as installation guidance for any product. Detailed installation instructions are available on our website.

SPECIFICATIONS

Model Number

WH1260YZB5* Series 11 Front Loader Washer, Grey Glass

WH1260MZB5 Series 7 Front Loader Washer, Grey Glass

*Pairs with DH1060YLZB5 for display free dryer function

Product Dimensions

H 850mm **W** 602mm **D** 676mm

Electrical

Supply 220V, 50 Hz

Service 10 A

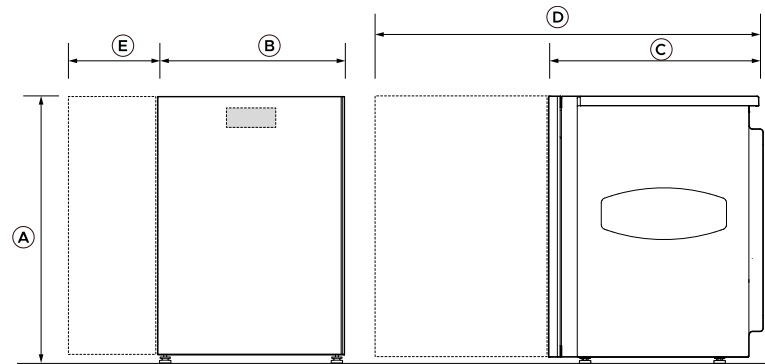
Connection 3-pole plug with grounding

Plumbing

Supply Hose set provided

Service Max. 1MPa; Min. 30KPa
Min 6 litres/min

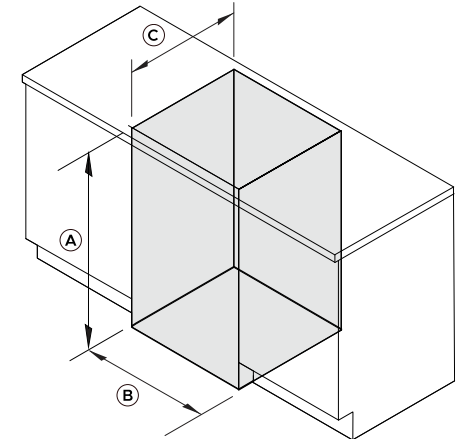
PRODUCT DIMENSIONS



FRONT VIEW

PROFILE VIEW

CAVITY DIMENSIONS



ISOMETRIC VIEW

	mm		mm
A Overall height	850	A Minimum height	870
Height of adjustable mounted feet	max +10	B Minimum width	635
B Overall width including chassis form	602	C Minimum depth	706
Overall width excluding chassis form	595	Minimum visual gap to adjacent cabinetry and product*	20
C Overall depth*	676		
D Depth with the door open	1235		
E Door clearance to adjacent wall	245		

*Includes door when closed

*Applies to sides and top

The models shown in this Planning Guide may not be available in all markets and are subject to change at any time. For the latest version of this document, please visit our website at fisherpaykel.com. Product specifications may vary from those shown. The Planning Guide is not intended to be used as installation guidance for any product. Detailed installation instructions are available on our website.

SPECIFICATIONS

Model Number

DH1060MZB5 Series 7 Heat Pump Dryer, Grey Glass

Product Dimensions

H 850mm **W** 602mm **D** 695mm

Electrical

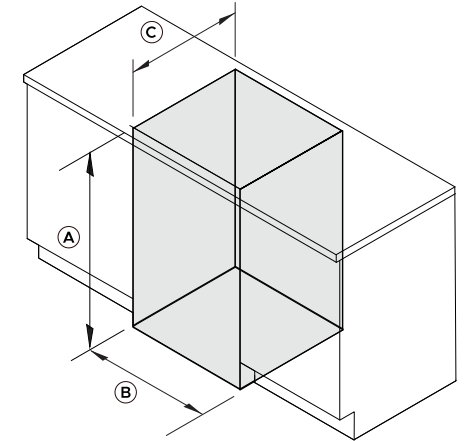
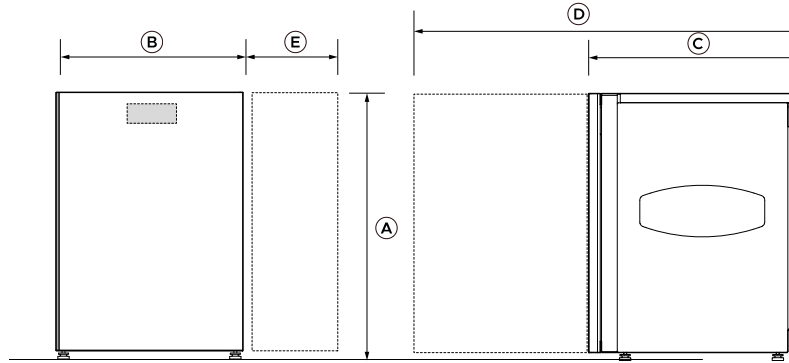
Supply 220V, 50 Hz
 Service 10 A
 Connection 3-pole plug with grounding

Plumbing

Supply Hose set provided
 Service Max. 1MPa; Min. 30KPa
 Min 6 litres/min

PRODUCT DIMENSIONS

CAVITY DIMENSIONS



FRONT VIEW

PROFILE VIEW

ISOMETRIC VIEW

	mm		mm
A Overall height	850	A Minimum height	870
Height of adjustable mounted feet	min -5 max +5	B Minimum width	635
B Overall width including chassis form	602	C Minimum depth	725
Overall width excluding chassis form	595	Minimum visual gap to adjacent cabinetry and product*	20
C Overall depth*	695		
D Depth with the door open	1255		
E Door clearance to adjacent wall	245		

*Includes door when closed

The models shown in this Planning Guide may not be available in all markets and are subject to change at any time. For the latest version of this document, please visit our website at fisherpaykel.com. Product specifications may vary from those shown. The Planning Guide is not intended to be used as installation guidance for any product. Detailed installation instructions are available on our website.

SPECIFICATIONS

Model Number

DH1060YLZB5* Series 11 Display-free Heat Pump Dryer
Grey Glass

* Inter-Product communication cable is included

Product Dimensions

H 850mm **W** 602mm **D** 695mm

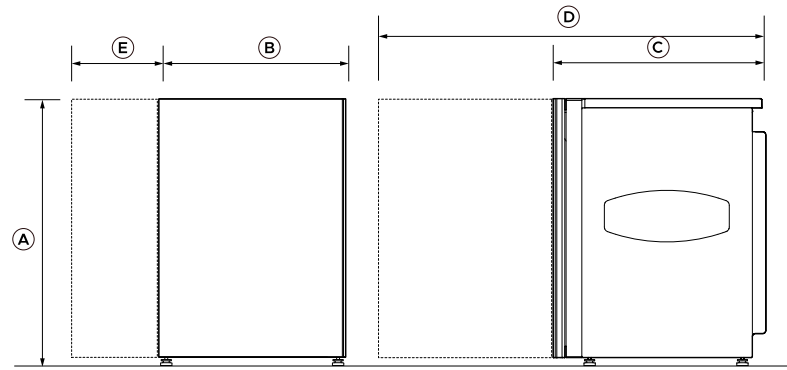
Electrical

Supply	220V, 50 Hz
Service	10 A
Connection	3-pole plug with grounding

Plumbing

Supply	Hose set provided
Service	Max. 1MPa; Min. 30KPa Min 6 litres/min

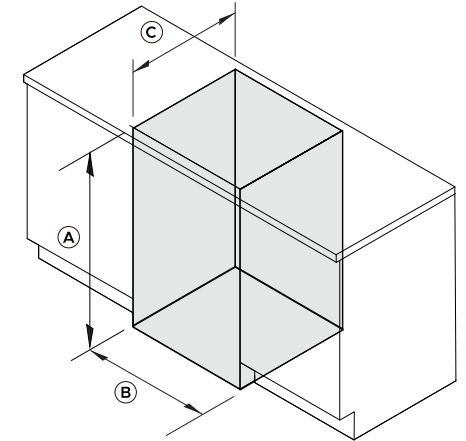
PRODUCT DIMENSIONS



FRONT VIEW

PROFILE VIEW

CAVITY DIMENSIONS



ISOMETRIC VIEW

	mm		mm
A Overall height	850	A Minimum height	870
Height of adjustable mounted feet	min -5 max +5	B Minimum width	635
B Overall width including chassis form	602	C Minimum depth	725
Overall width excluding chassis form	595	Minimum visual gap to adjacent cabinetry and product*	20
C Overall depth*	695		
D Depth with the door open	1255		
E Door clearance to adjacent wall	245		

*Includes door when closed

*Applies to sides and top

The models shown in this Planning Guide may not be available in all markets and are subject to change at any time. For the latest version of this document, please visit our website at fisherpaykel.com. Product specifications may vary from those shown. The Planning Guide is not intended to be used as installation guidance for any product. Detailed installation instructions are available on our website.

SPECIFICATIONS

Model Number

FC1260FZB2 Series 11 Fabric Care Cabinet, Grey Glass

Product Dimensions

H 1900mm **W** 600mm **D** 660mm

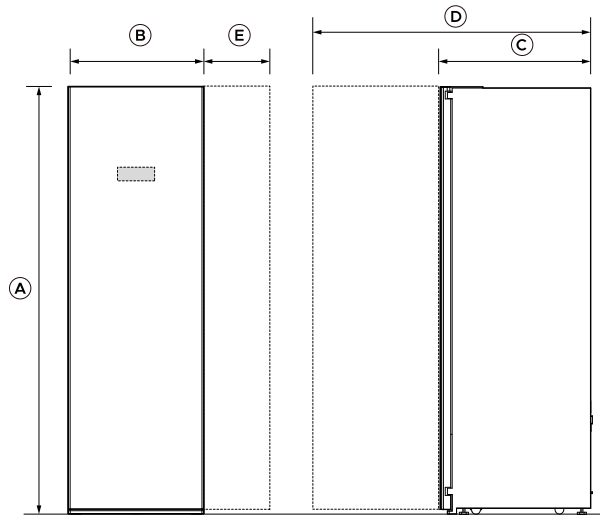
Electrical

Supply 220V, 50 Hz

Service 10 A

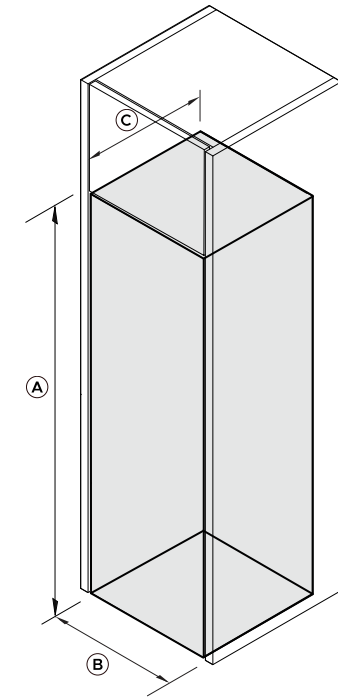
Connection 3-pole plug with grounding

PRODUCT DIMENSIONS



ISOMETRIC VIEW

CAVITY DIMENSIONS



ISOMETRIC VIEW

	mm
A Overall height	1900
Height of adjustable mounted feet	max +12
B Overall width	600
C Overall depth*	663
D Depth with the door open	1240
E Door clearance to adjacent wall	min 235

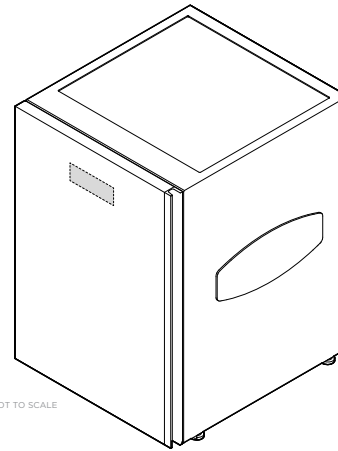
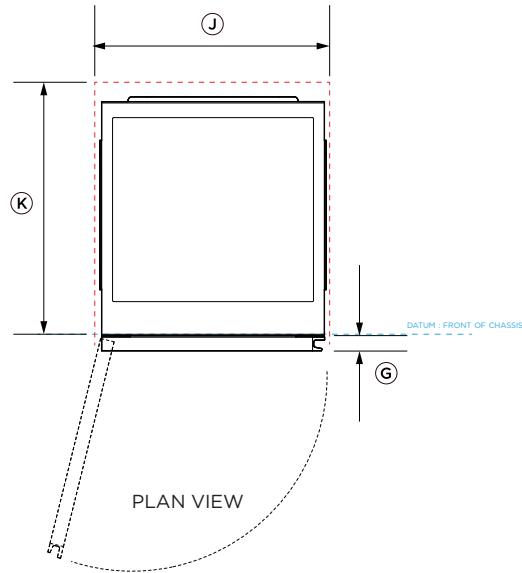
*With door closed

	mm
A Minimum height	1920
B Minimum width	640
C Minimum depth	700
Minimum visual gap to adjacent cabinetry and product*	20

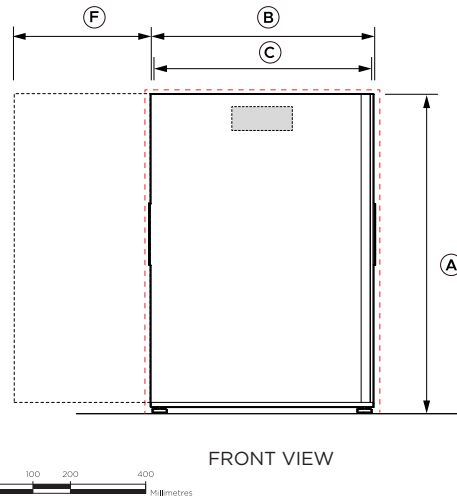
*Applies to sides and top

The models shown in this Planning Guide may not be available in all markets and are subject to change at any time. For the latest version of this document, please visit our website at fisherpaykel.com. Product specifications may vary from those shown. The Planning Guide is not intended to be used as installation guidance for any product. Detailed installation instructions are available on our website.

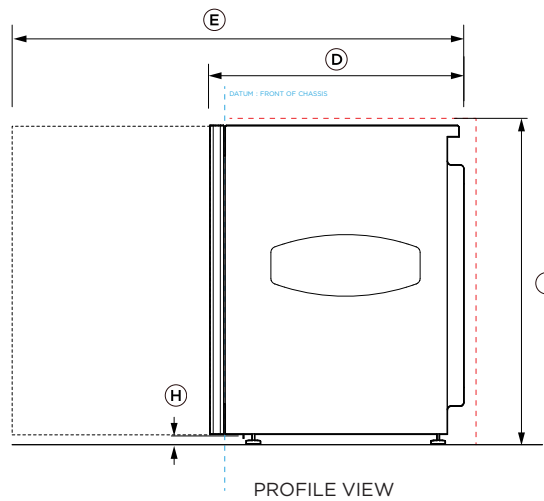
DATA SHEETS



ISOMETRIC VIEW



FRONT VIEW



PROFILE VIEW

Model no:

WH1260YZB5 Series 11 Front Loader Washing Machine, Grey Glass
 WH1260MZB5 Series 7 Front Loader Washing Machine, Grey Glass

Hinge Left Hand Side

Product Dimensions

	mm
A Overall height*	850
B Overall width including chassis form	602
Overall width excluding chassis form	595
C Door width	595
D Overall depth	676
E Depth with the door open	1235
F Door clearance to adjacent wall	min 245
G Door thickness	37
H Height of adjustable mounted feet	max +10

* Includes door when closed

Cavity Dimensions: Standard Installation

	mm
I Minimum height of cavity*	870
J Minimum width of cavity	635
K Minimum depth of cavity	706
Minimum gap clearance to adjacent product or cabinetry**	20

* Depends on feet adjustment

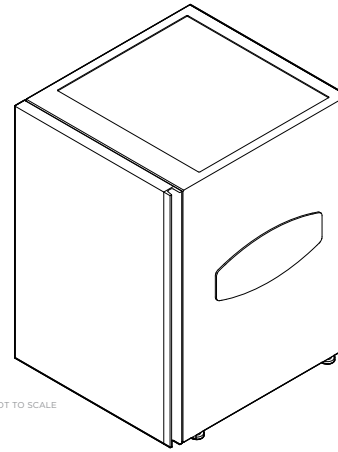
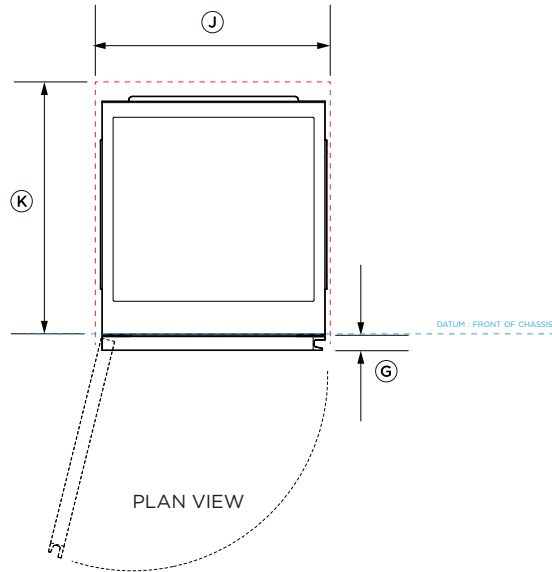
** Applies to sides and top

----- INDICATES CABINETRY / PRODUCT DATUM

----- INDICATES CABINETRY CLEARANCES

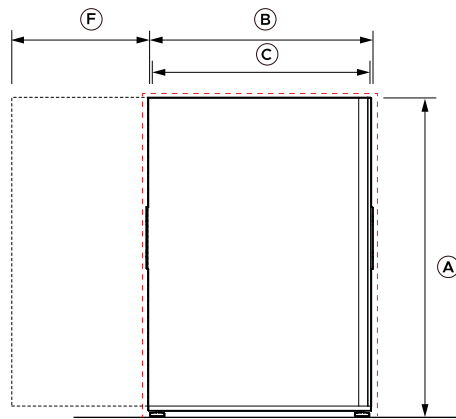
----- INDICATES CUTOUT

IMPORTANT NOTE: Throughout this guide, dimensions may vary by +/- 2mm (1/16"). Please read the installation manual for detailed information on installing the product. For full installation instructions & specifications visit fisherpaykel.com

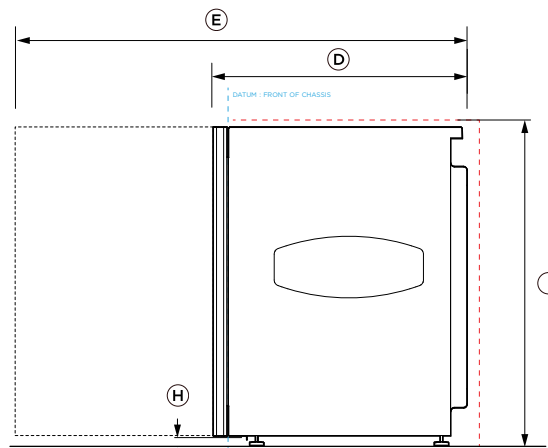


NOT TO SCALE

ISOMETRIC VIEW



FRONT VIEW



PROFILE VIEW

Model no:

DH1060YLZB5 - Series 11 Display-free Heat Pump Dryer, Grey Glass

Left Hand Side Hinge

Product Dimensions

	mm
A Overall height*	850
B Overall width including chassis form	602
Overall width excluding chassis form	595
C Door width	595
D Overall depth*	695
E Depth with the door open	1255
F Door clearance to adjacent wall	min 245
G Door thickness	37
H Height of adjustable mounted feet	max +5 min -5

* Includes door when closed

Cavity Dimensions: Standard Installation

	mm
I Minimum height of cavity*	870
J Minimum width of cavity	635
K Minimum depth of cavity	725
Minimum visual gap to adjacent product or cabinetry**	20

* Depends on feet adjustment

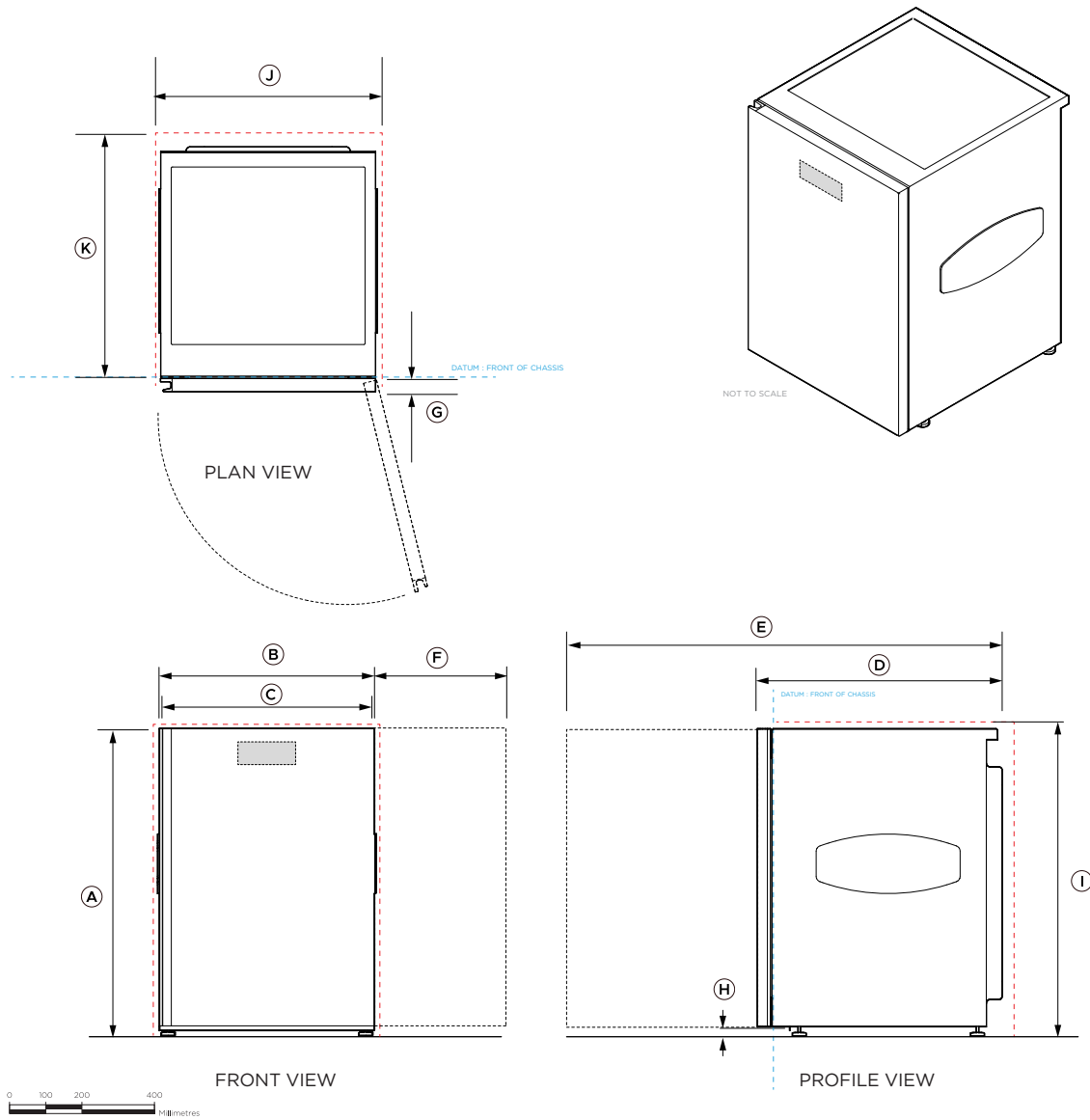
** Applies to sides and top

----- INDICATES CABINETRY / PRODUCT DATUM

----- INDICATES CABINETRY CLEARANCES

----- INDICATES CUTOUT

IMPORTANT NOTE: Throughout this guide, dimensions may vary by +/- 2mm (1/16"). Please read the installation manual for detailed information on installing the product. For full installation instructions & specifications visit fisherpaykel.com



Model no:

DH1060MZB5 - Series 7 Heat Pump Dryer, Grey Glass

Right Hand Side Hinge

Product Dimensions

	mm
A Overall height*	850
B Overall width including chassis form	602
Overall width excluding chassis form	595
C Door width	595
D Overall depth	695
E Depth with the door open	1255
F Door clearance to adjacent wall	min 245
G Door thickness	37
H Height of adjustable mounted feet	min -5 max +5

* Includes door when closed

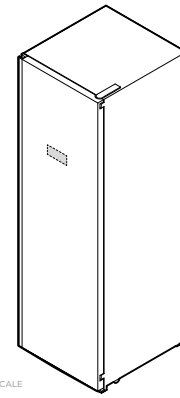
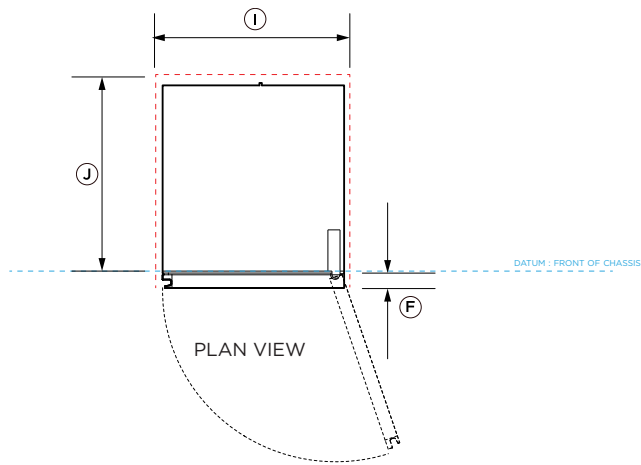
Cavity Dimensions: Standard Installation

	mm
I Minimum height of cavity*	870
J Minimum width of cavity	635
K Minimum depth of cavity	725
Minimum gap clearance to adjacent product or cabinetry**	20

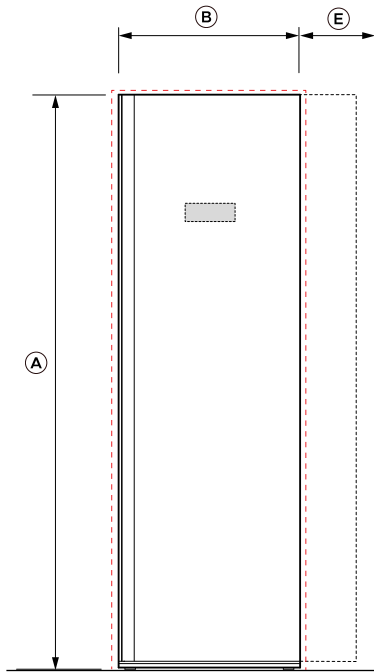
* Depends on feet adjustment

** Applies to sides and top

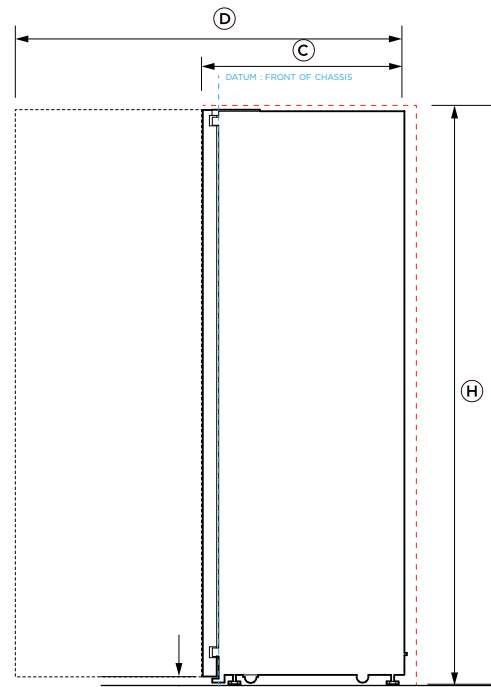
IMPORTANT NOTE: Throughout this guide, dimensions may vary by +/- 2mm (1/16"). Please read the installation manual for detailed information on installing the product. For full installation instructions & specifications visit fisherpaykel.com



ISOMETRIC VIEW



FRONT VIEW



PROFILE VIEW

Model no:

FC1260FZB2 - Series 11 Fabric Care Cabinet, Grey Glass

Right Hand Side Hinge

Product Dimensions

	mm
A Overall height*	1900
B Overall width	600
C Overall depth	663
D Depth with the door open	1240
E Door clearance to adjacent wall	min 235
F Door thickness	37
G Height of adjustable mounted feet	max +12

Cavity Dimensions: Standard Installation

	mm
H Overall height of cavity*	1920
I Minimum width of cavity	640
J Minimum depth of cavity	700
Minimum gap clearance to adjacent product or cabinetry**	20

* Depends on feet adjustment

** Applies to sides and top

----- INDICATES CABINETRY / PRODUCT DATUM

----- INDICATES CABINETRY CLEARANCES

----- INDICATES CUTOUT

IMPORTANT NOTE: Throughout this guide, dimensions may vary by +/- 2mm (1/16"). Please read the installation manual for detailed information on installing the product. For full installation instructions & specifications visit fisherpaykel.com

CONFIGURATIONS

SIDE BY SIDE

Washing Machine

WH1260YZB5* Series 11 Grey Glass

WH1260MZB5* Series 7 Grey Glass

Heat Pump Dryer

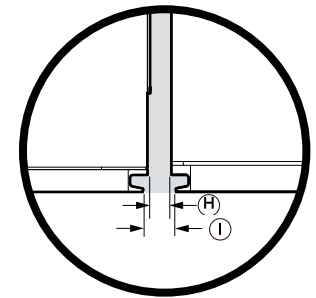
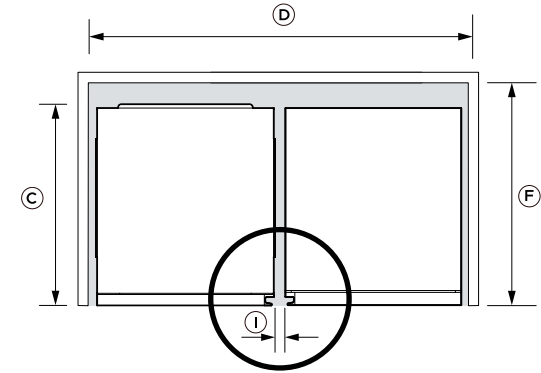
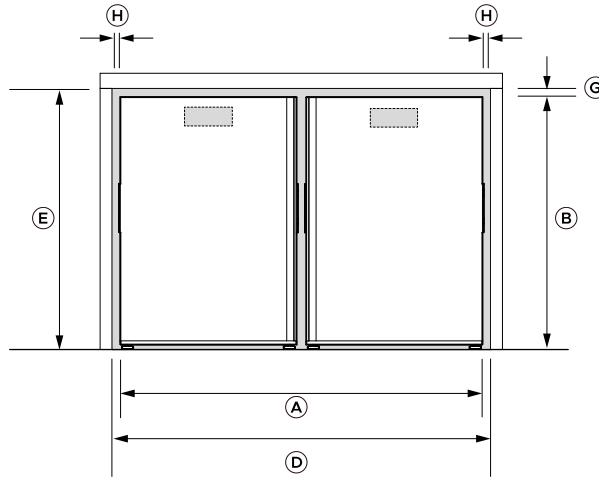
DH1060YLZB5* Series 11 Grey Glass

DH1060YLZB5 pairs with washer WH1260YZB5. An inter-Product communication cable is included.

DH1060MZB5** Series 7 Grey Glass

*Left Hand Hinge, dryer hinge is reversible

**Right Hand Hinge, dryer hinge is reversible



PRODUCT DIMENSIONS

	mm
A Overall products width Washer, Dryer	1210
B Overall product height Washer, Dryer	850
C Overall product depth Washer, Dryer	695

* Washer and Dryer width exclude the chassis form

CAVITY DIMENSIONS

	mm
D Overall cavity width	1250
E Overall cavity height	870
F Overall cavity depth	725

GAPS

	mm
G Minimum visual gap top	20
H Minimum visual gap side	20
I Minimum dimension between the front handles are different from the visual gap because of the product's angled door design	36

The models shown in this Planning Guide may not be available in all markets and are subject to change at any time. For the latest version of this document, please visit our website at fisherpaykel.com. Product specifications may vary from those shown. The Planning Guide is not intended to be used as installation guidance for any product. Detailed installation instructions are available on our website.

STACKED WITH PLINTH AND FABRIC CARE CABINETS

Washing Machine

WH1260YZB5* Series 11 Grey Glass

WH1260MZB5* Series 7 Grey Glass

Display-free Heat Pump Dryer

DH1060YLZB5* Series 11 Grey Glass

DH1060YLZB5 pairs with washer WH1260YZB5.
An inter-Product communication cable is included.

DH1060MZB5** Series 7 Grey Glass

Fabric Care Cabinet

FC1260FZB2** Series 11 Grey Glass

Stacking Kit with Tray

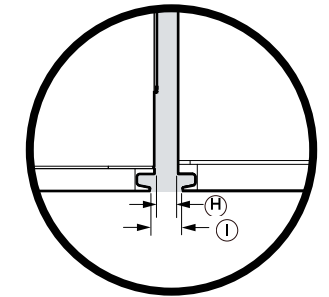
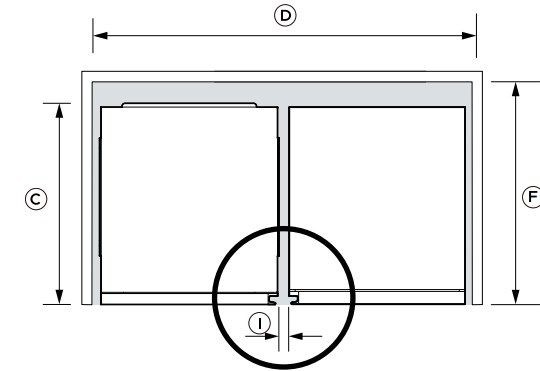
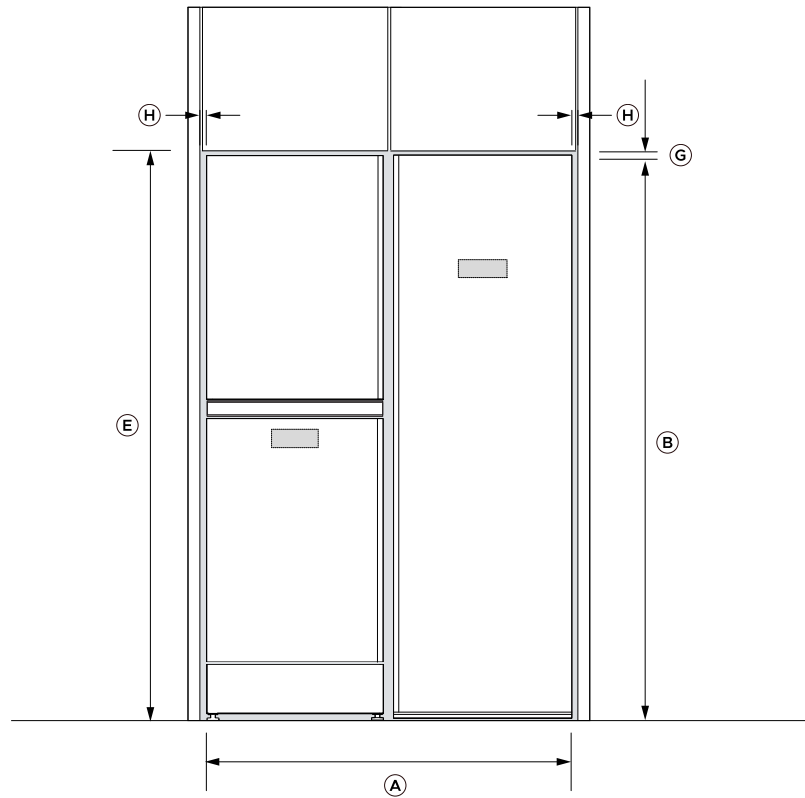
ASKS60ZB5 Grey Glass

Storage Plinth

FM2060SZB2 Grey Glass

*Left Hand Hinge, dryer hinge is reversible

**Right Hand Hinge, dryer hinge is reversible



PRODUCT DIMENSIONS

	mm
A Overall products width Washer, Dryer, Plinth, Stacking Kit and Fabric Care Cabinet	1220
B Overall product height Washer, Dryer, Plinth, Stacking Kit and Fabric Care Cabinet	1900
C Overall product depth Washer, Dryer, Plinth, Stacking Kit and Fabric Care Cabinet	695

CAVITY DIMENSIONS

	mm
D Overall cavity width	1255
E Overall cavity height	1920
F Overall cavity depth	725

GAPS

	mm
G Minimum visual gap top	20
H Minimum visual gap side	20
I Minimum dimension between the front handles are different from the visual gap because of the product's angled door design	36

* Washer and Dryer width exclude the chassis form

The models shown in this Planning Guide may not be available in all markets and are subject to change at any time. For the latest version of this document, please visit our website at fisherpaykel.com. Product specifications may vary from those shown. The Planning Guide is not intended to be used as installation guidance for any product. Detailed installation instructions are available on our website.

STACKED WITH PLINTH AND 2X FABRIC CARE CABINETS

Washing Machine

WH1260YZB5* Series 11 Grey Glass

WH1260MZB5* Series 7 Grey Glass

Display-free Heat Pump Dryer

DH1060YLZB5* Series 11 Grey Glass

DH1060YLZB5 pairs with washer WH1260YZB5. An inter-Product communication cable is included.

DH1060MZB5** Series 7 Grey Glass

Fabric Care Cabinet

FC1260FZB2** Series 11 Grey Glass

Stacking Kit with Tray

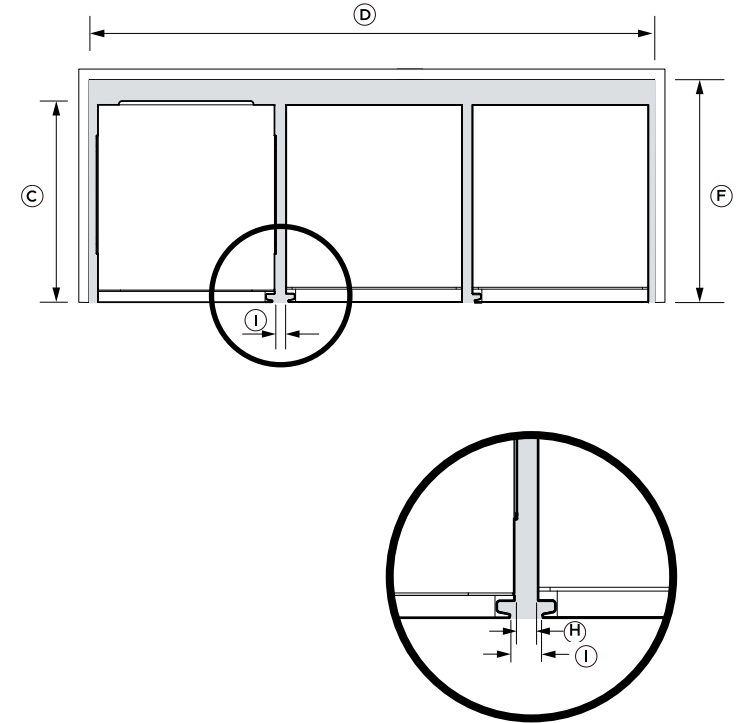
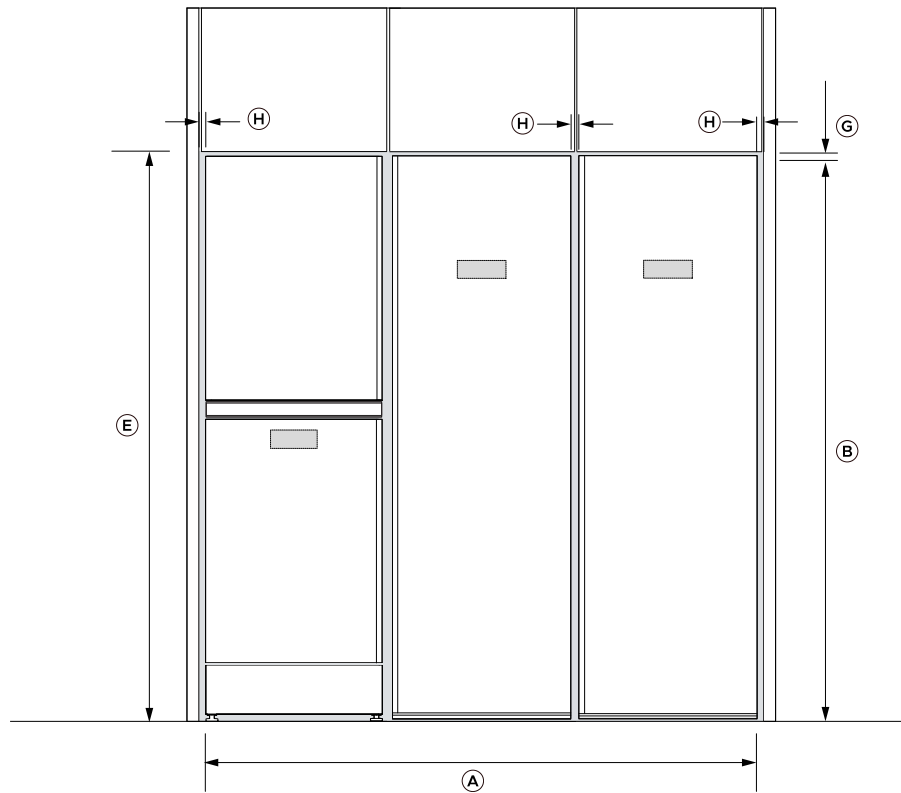
ASKS60ZB5 Grey Glass

Storage Plinth

FM2060SZB2 Grey Glass

*Left Hand Hinge, dryer hinge is reversible

**Right Hand Hinge, dryer hinge is reversible



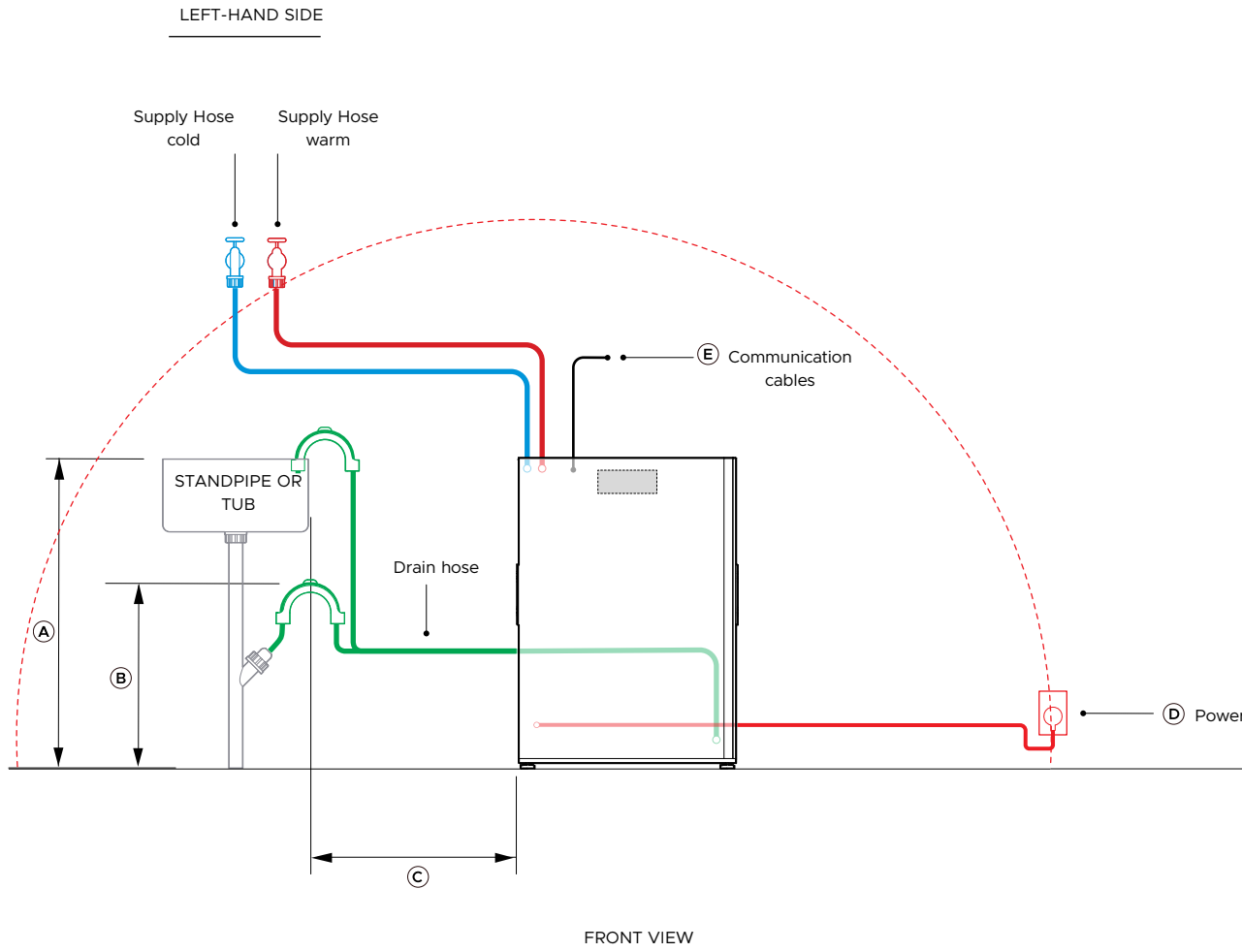
PRODUCT DIMENSIONS		CAVITY DIMENSIONS	
	mm		mm
A Overall products width* Washer, Dryer, Plinth, Stacking Kit and Fabric Care Cabinet	1840	D Overall cavity width	1875
B Overall product height Washer, Dryer, Plinth, Stacking Kit and Fabric Care Cabinet	1900	E Overall cavity height	1920
C Overall product depth Washer, Dryer, Plinth, Stacking Kit and Fabric Care Cabinet	695	F Overall cavity depth	725

* Washer and Dryer width exclude the chassis form

GAPS	
	mm
G Minimum visual gap top	20
H Minimum visual gap side	20
I Minimum dimension between the front handles are different from the visual gap because of the product's angled door design	36

The models shown in this Planning Guide may not be available in all markets and are subject to change at any time. For the latest version of this document, please visit our website at fisherpaykel.com. Product specifications may vary from those shown. The Planning Guide is not intended to be used as installation guidance for any product. Detailed installation instructions are available on our website.

SERVICES



Maximum Distance of Hoses, Power and Communication Cords

Model nos:

WH1260YZB5 Series 11 Front Loader Washing Machine, Grey Glass
 WH1260MZB5 Series 7 Front Loader Washing Machine, Grey Glass

Product Dimensions

	mm
A Maximum standpipe or tub height	1000
With storage plinth	1200
B Minimum standpipe or tub height	600
With storage plinth	800
C Maximum distance to standpipe when located on the left	400
Maximum distance to standpipe when located on the right	1000
D Maximum power cord length from power outlet	1400
E Maximum communication cable length between products	1300

Specifications

Electrical

Supply	220 VAC, 50 Hz
Service	10 A
Outlet	3-pole plug with grounding

Plumbing

Supply	Hose set provided
Pressure	Max. 1MPa Min. 30KPa; Min 6 litres/min

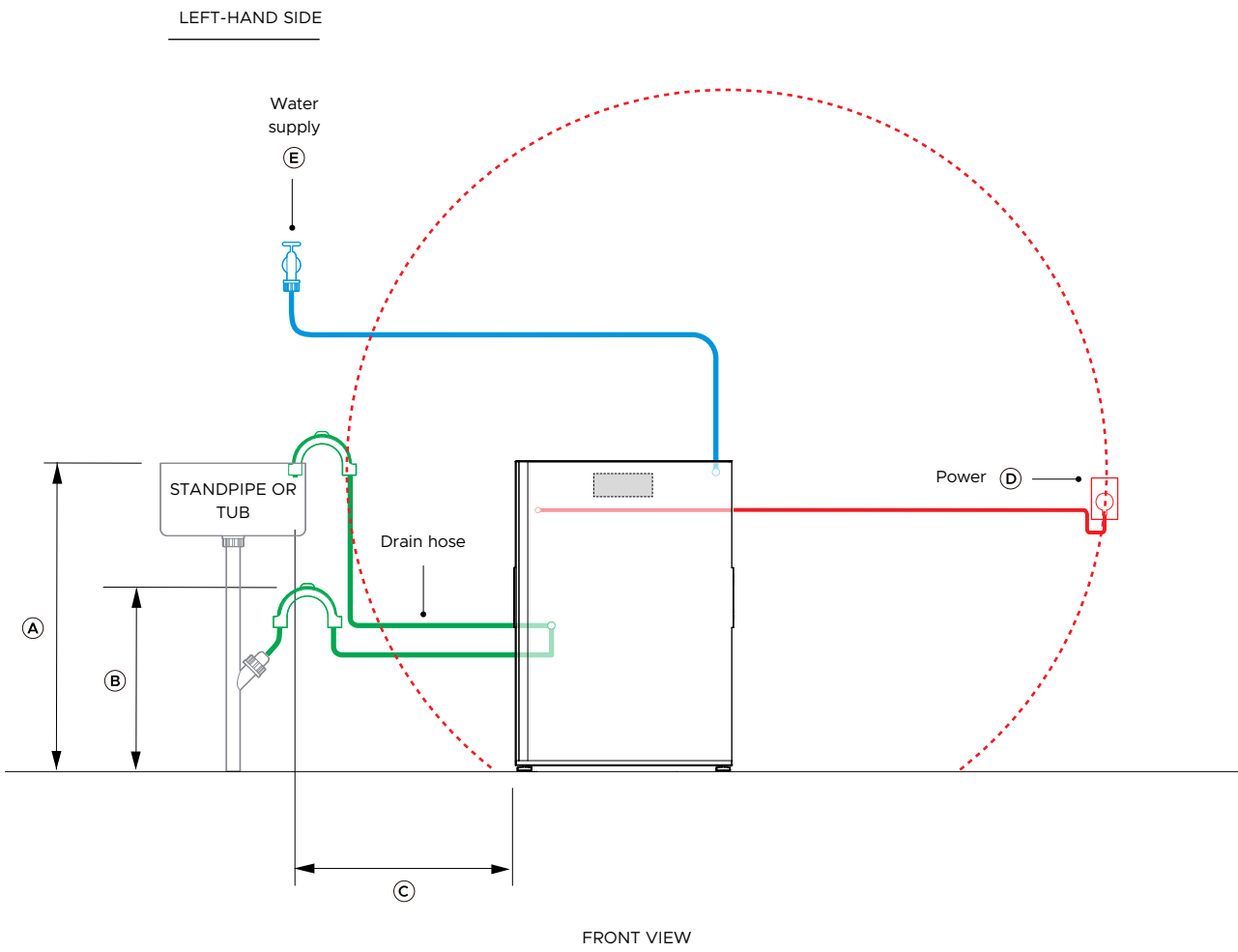
NOTES:

Connections may be located in an adjacent cabinet to either side of the washer. Ensure power will remain accessible following install to allow access for any future product maintenance.

A washer and dryer without separate cold-water inlets shall be no more than 900mm apart in order to use steam cycles on the dryer.

Multiple product installation requires the design of water and power outlets according to local regulations.

IMPORTANT NOTE: Throughout this guide, dimensions may vary by +/- 2mm (1/16"). Please read the Installation Guide for detailed information on installing the product. For full installation instructions visit fisherpaykel.com



Maximum Distance of Hoses and Power Cord

Model nos:

DH1060MZB5 - Series 7 Heat Pump Dryer, Display, Grey Glass

(For display-free Heat Pump Dryer DH1060YLZB5 information refer to page 28 and 29)

Product Dimensions

	mm
A Maximum standpipe or tub height	1000
with storage plinth	1200
B Minimum standpipe or tub height	600
with storage plinth	800
C Maximum distance to standpipe when located on the left	1000
Maximum distance to standpipe when located on the right	400
D Maximum power cord length from power outlet	1400
E Maximum length water supply	600

Specifications

Electrical

Supply	220 VAC, 50 Hz
Service	10 A
Outlet	3-pole plug with grounding

Plumbing

Supply	Hose set provided
Pressure	Max. 1MPa Min. 30KPa; Min 6 litres/min

NOTES:

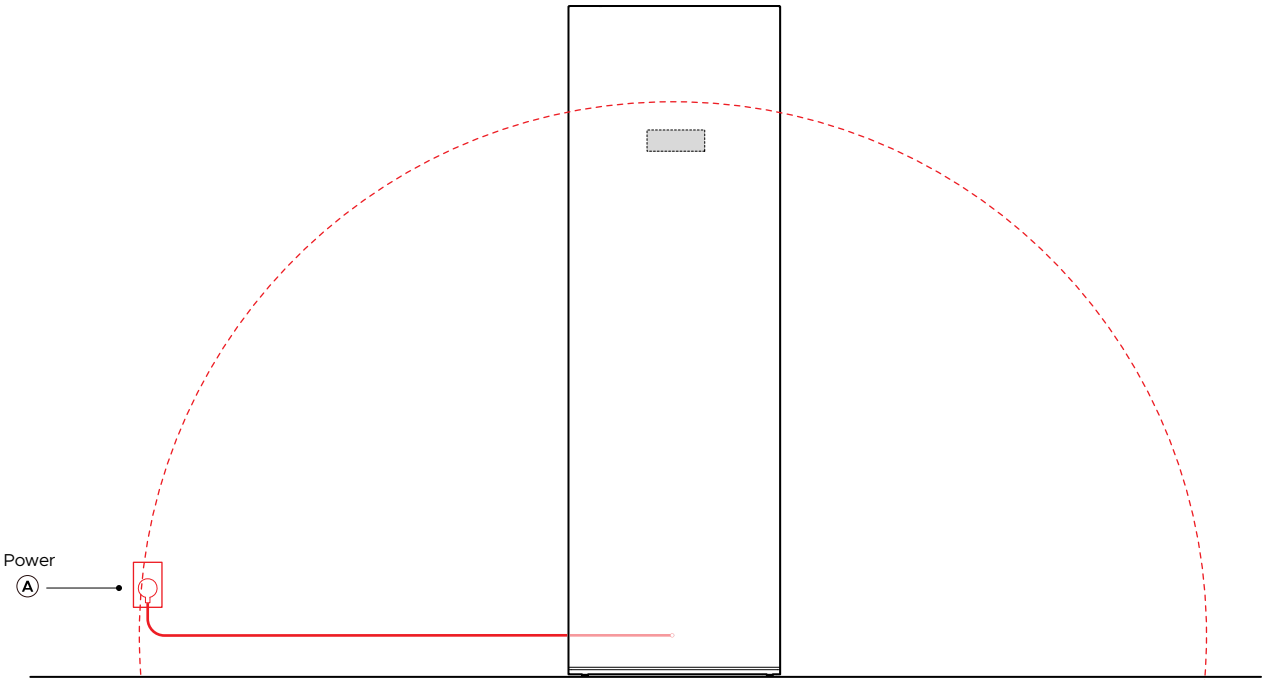
Connections may be located in an adjacent cabinet to either side of dryer

A washer and dryer without separate cold-water inlets shall be no more than 900mm apart.

Ensure power will remain accessible following install to allow access for any future product maintenance.

Multiple product installation requires the design of water and power outlets according to local regulations.

IMPORTANT NOTE: Throughout this guide, dimensions may vary by +/- 2mm (1/16"). Please read the Installation Guide for detailed information on installing the product. For full installation instructions visit fisherpaykel.com



FRONT VIEW

Maximum Distance Power Cord

Model nos:
FC1260FZB2 - Series 11 Fabric Care Cabinet, Glass

Product Dimensions	mm
A Maximum power cord length from power outlet	1400

Specifications

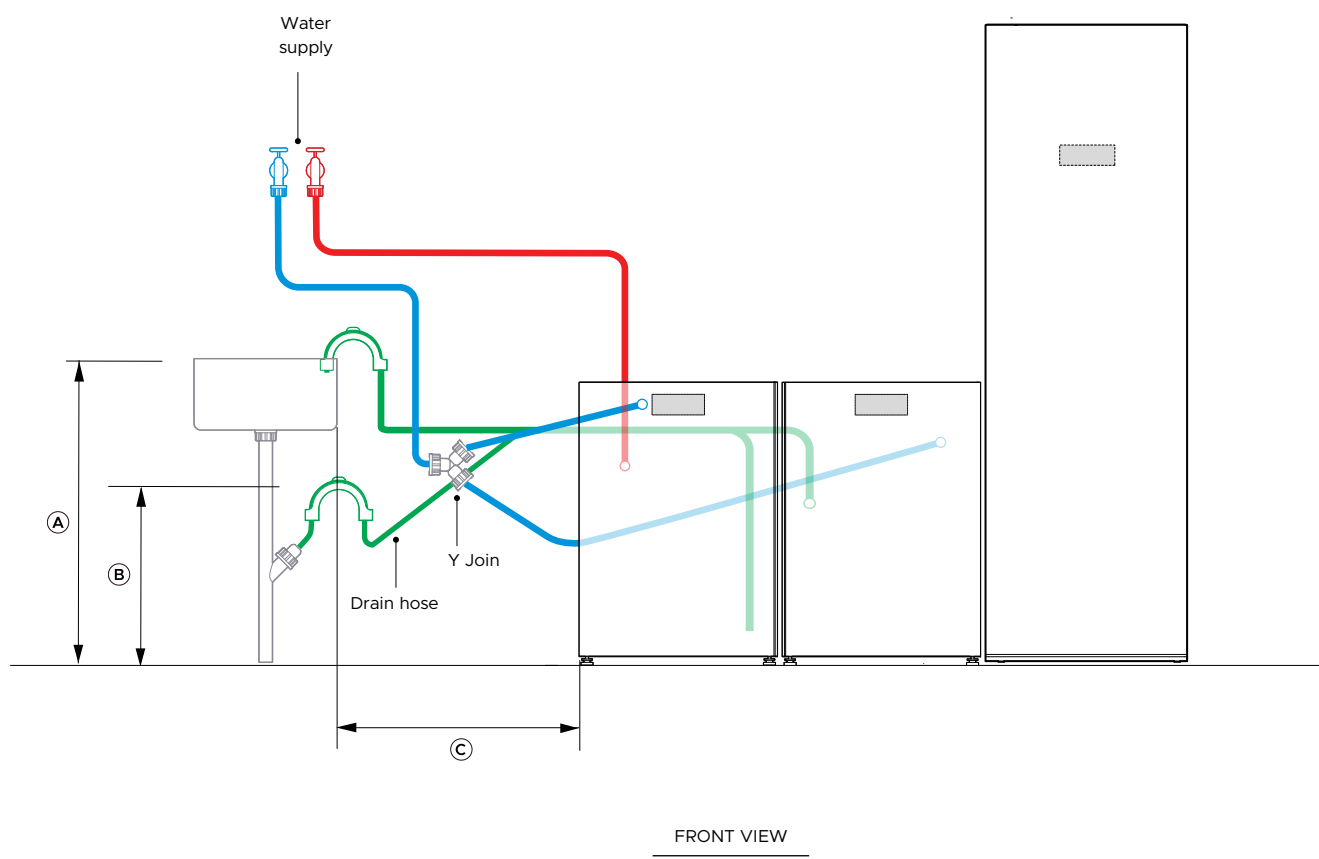
Electrical	
Supply	220 VAC, 50 Hz
Service	10 A
Outlet	3-pole plug with grounding

NOTES:
Connections may be located in an adjacent cabinet to either side of the cabinet

Ensure power will remain accessible following install to allow access for any future product maintenance.

Multiple product installation requires the design of water and power outlets according to local regulations.

IMPORTANT NOTE: Throughout this guide, dimensions may vary by +/- 2mm (1/16"). Please read the Installation Guide for detailed information on installing the product. For full installation instructions visit fisherpaykel.com



Maximum Distance of Water Supply and Drainage Hoses

Model nos:

- WH1260YZB5 - Series 11 Front Loader Washing Machine
- WH1260MZB5 - Series 7 Front Loader Washing Machine
- DH1060MZB5 - Series 7 Heat Pump Dryer
- FC1260FZB2 - Series 11 Fabric Care Cabinet

Product Dimensions

	mm
A Maximum standpipe or tub height	1000
with storage plinth	1200
B Minimum standpipe or tub height	600
with storage plinth	800
C Maximum distance to standpipe from washer and dryer	400

Specifications (per product)

Electrical

Supply	220 VAC, 50 Hz
Service	10 A
Outlet	3-pole plug with grounding

Plumbing

Supply	Hose set provided
Pressure	Max. 1MPa Min. 30KPa; Min 6 litres/min

NOTES:

Connections may be located in an adjacent cabinet to either side of dryer

A washer and dryer without separate cold-water inlets shall be no more than 900mm apart.

Multiple product installation requires the design of water and power outlets according to local regulations.

IMPORTANT NOTE: Throughout this guide, dimensions may vary by +/- 2mm (1/16"). Please read the Installation Guide for detailed information on installing the product. For full installation instructions visit fisherpaykel.com

Maximum Distance of Power Cords

Model nos:

WH1260YZB5 - Series 11 Front Loader Washing Machine
 WH1260MZB5 - Series 7 Front Loader Washing Machine
 DH1060MZB5 - Series 7 Heat Pump Dryer
 FC1260FZB2 - Series 11 Fabric Care Cabinet

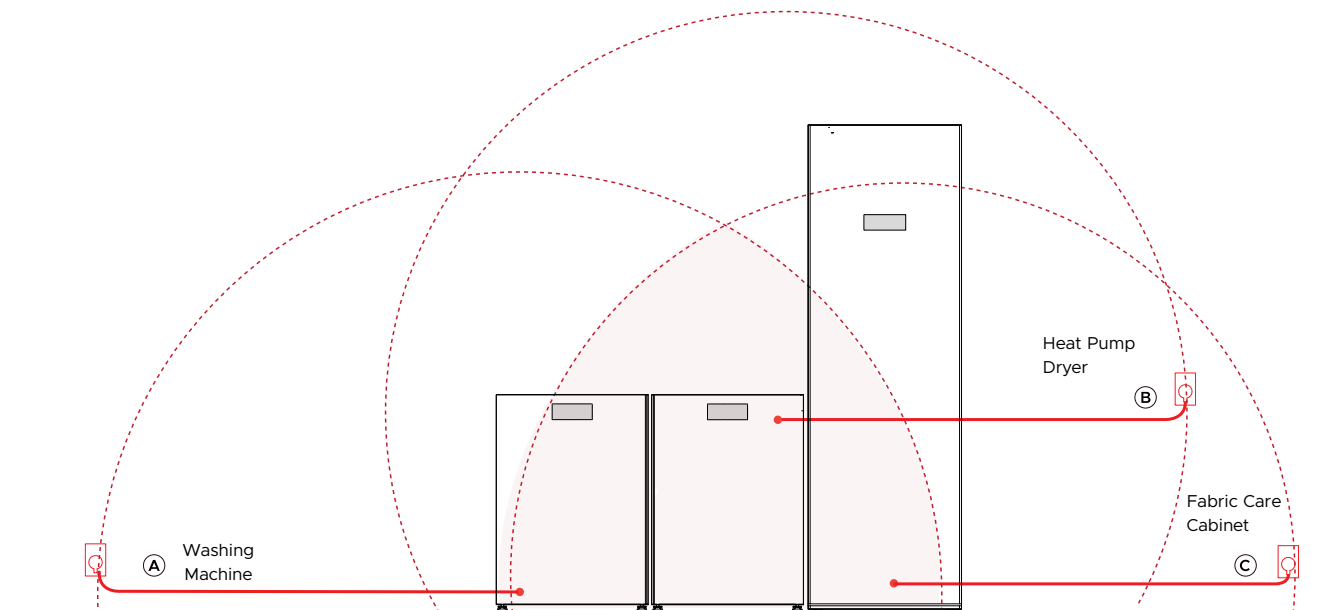
Product Dimensions

	mm
A Maximum power cord length from power outlet	1400
B Maximum power cord length from power outlet	1400
C Maximum power cord length from power outlet	1400

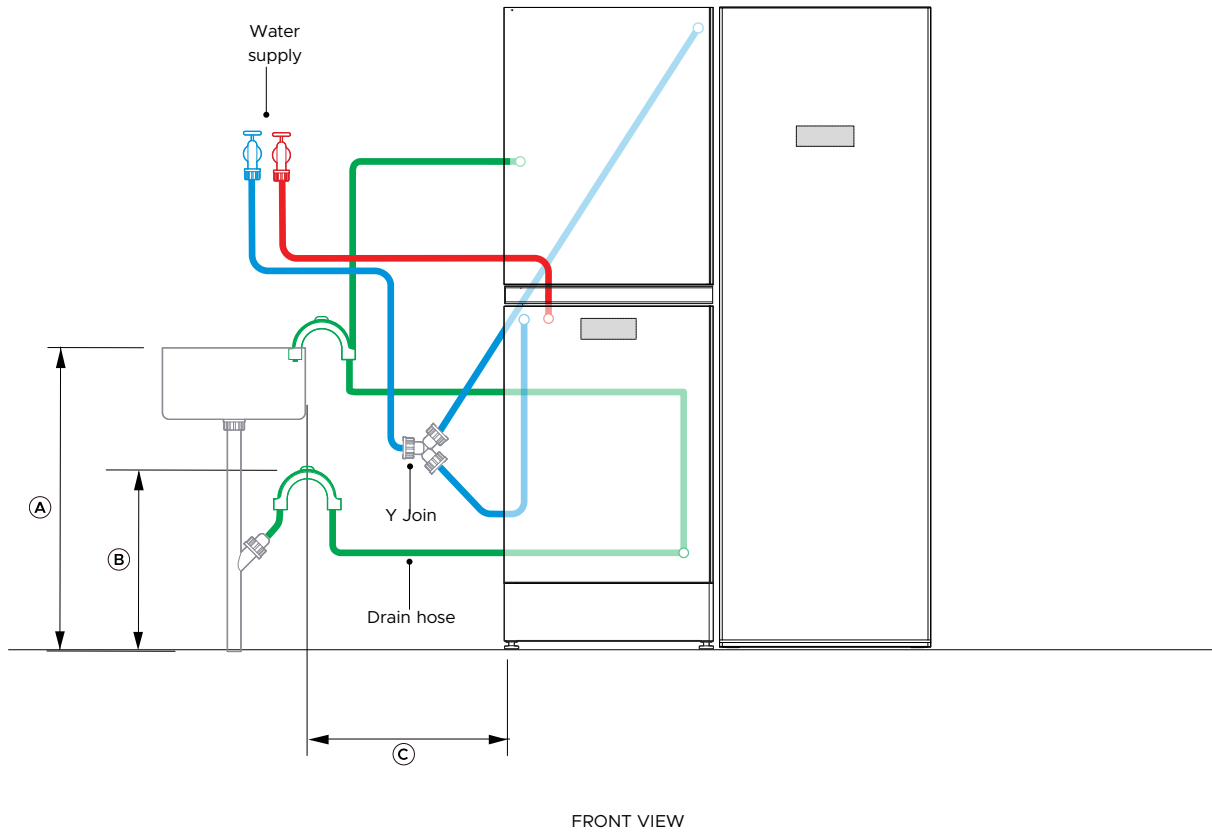
NOTES:

Connections may be located in an adjacent cabinet to either side of dryer
 Ensure power will remain accessible following install to allow access for any future product maintenance.
 Multiple product installation requires the design of water and power outlets according to local regulations.

IMPORTANT NOTE: Throughout this guide, dimensions may vary by +/- 2mm (1/16"). Please read the Installation Guide for detailed information on installing the product. For full installation instructions visit fisherpaykel.com



FRONT VIEW



Maximum Distance of Water Supply and Drainage Hoses

Model nos:

WH1260YZB5 - Series 11 Front Loader Washing Machine
 WH1260MZB5 - Series 7 Front Loader Washing Machine
 DH1060YLZB5 - Series 11 Display-free Heat Pump Dryer
 FC1260FZB2 - Series 11 Fabric Care Cabinet

Product Dimensions

	mm
A Maximum standpipe or tub height	1000
with storage plinth	1200
B Minimum standpipe or tub height	600
with storage plinth	800
C Maximum distance to standpipe from washer and dryer	400

Specifications (per product)

Electrical

Supply	220 VAC, 50 Hz
Service	10 A
Outlet	3-pole plug with grounding

Plumbing

Supply	Hose set provided
Pressure	Max. 1MPa Min. 30KPa; Min 6 litres/min

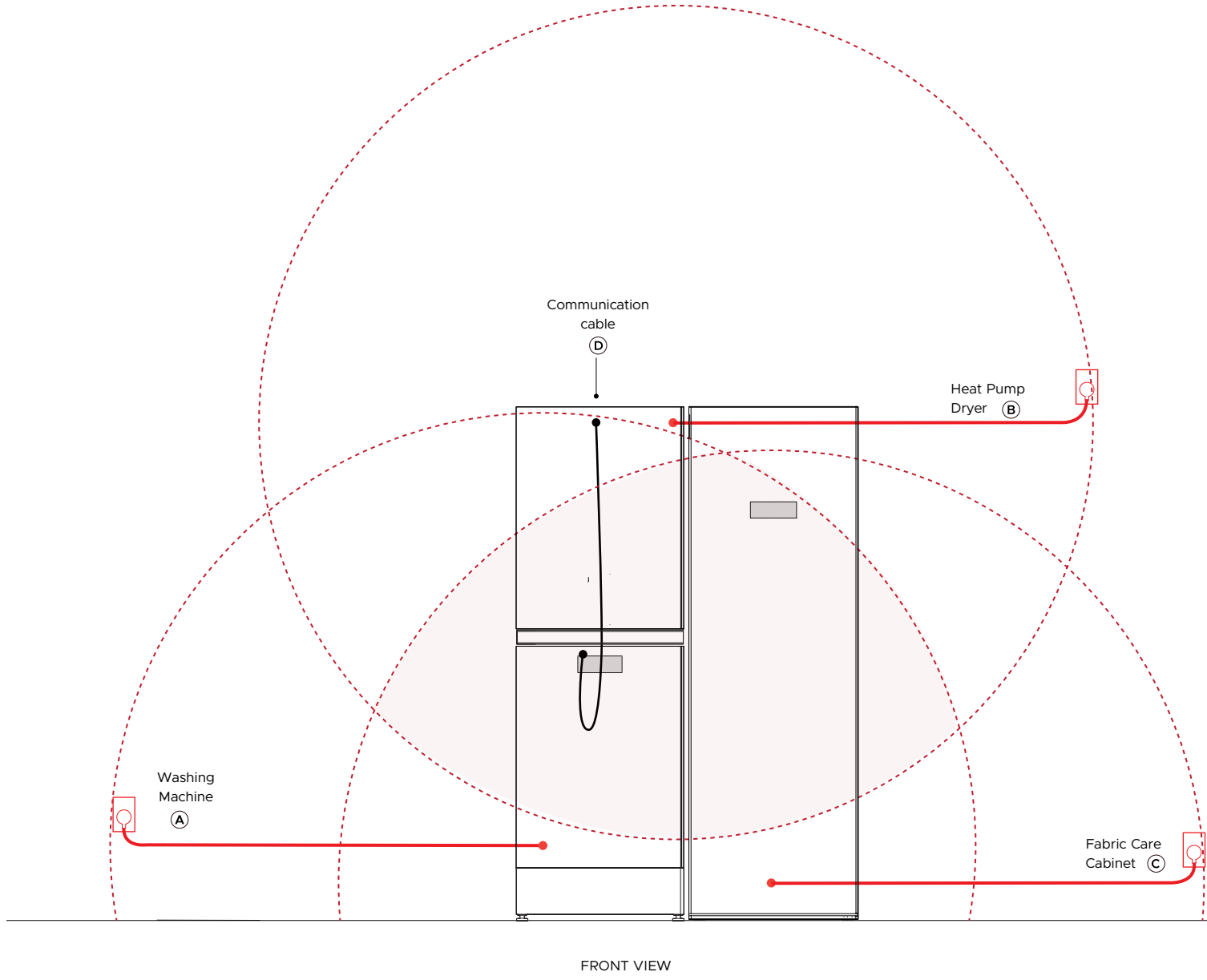
NOTES:

Connections may be located in an adjacent cabinet to either side of dryer

A washer and dryer without separate cold-water inlets shall be no more than 900mm apart.

Multiple product installation requires the design of water and power outlets according to local regulations.

IMPORTANT NOTE: Throughout this guide, dimensions may vary by +/- 2mm (1/16"). Please read the Installation Guide for detailed information on installing the product. For full installation instructions visit fisherpaykel.com



FRONT VIEW

Maximum Distance of Power and Communication Cord

Model nos:

WH1260YZB5 - Series 11 Front Loader Washing Machine
 WH1260MZB5 - Series 7 Front Loader Washing Machine
 DH1060YLZB5 - Series 11 Display-free Heat Pump Dryer
 FC1260FZB2 - Series 11 Fabric Care Cabinet, Glass

Maximum Cord Length	mm
A Washer	1400
B Dryer	1400
C Fabric Care Cabinet	1400
D Communication Cable	1300

NOTES:

Connections may be located in an adjacent cabinet to either side of dryer
 Ensure power will remain accessible following install to allow access for any future product maintenance.
 Multiple product installation requires the design of water and power outlets according to local regulations.

IMPORTANT NOTE: Throughout this guide, dimensions may vary by +/- 2mm (1/16"). Please read the Installation Guide for detailed information on installing the product. For full installation instructions visit fisherpaykel.com

