
STEAM OVEN

INSTALLATION CONSIDERATIONS

Accessing your product specifications	3
Electrical connection	5
Cabinetry trim	6

FISHER & PAYKEL

NZ AU SG

MINIMAL

OS60SAMHUNB5, OS60SAMHUNG5, OS60SAMHUB5, OS60SAMHUG5,
OS60SAMVUB5, OS60SAMVUG5, OS60SAMVTB5, OS60SAMVTG5,
OS60NAMHUNB5, OS60NAMHUNG5, OS60NAMHUB5, OS60NAMHUG5,
OS60NAMVUB5, OS60NAMVUG5, OS60NAMVTB5, OS60NAMVTG5

CONTEMPORARY

OS60SACHUDX5, OS60SACVUDX5, OS60SACVTDX5, OS60NACHUDX5,
OS60NACVUDX5, OS60NACVTDX5

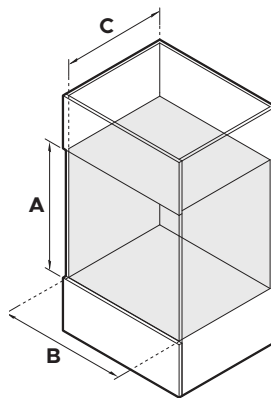
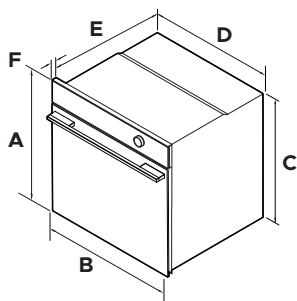
ACCESSING YOUR PRODUCT SPECIFICATIONS



For full product, cabinetry and service specifications, refer to the Planning Guide. To access the Planning Guide, scan the QR code or visit fisherpaykel.com/specify. Search by appliance type, product name or model code.

STANDARD (MINIMAL & CONTEMPORARY MODELS)

OS60SAMHUNB5, OS60SAMHUNG5, OS60SAMHUB5, OS60SAMHUG5,
OS60SAMVUB5, OS60SAMVUG5, OS60SAMVTB5, OS60SAMVTG5,
OS60SACHUDX5, OS60SACVUDX5, OS60SACVTDX5



PRODUCT DIMENSIONS	mm
A Overall height	598
B Overall width	596
C Chassis height	575
D Chassis width	556
E Chassis depth	545
F Control panel thickness	20

CAVITY DIMENSIONS	mm
A Minimum inside height of cavity	580
B Minimum inside width of cavity	560
C Minimum inside depth of cavity	550
Recommended cabinet width	600

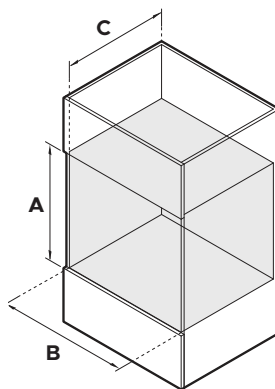
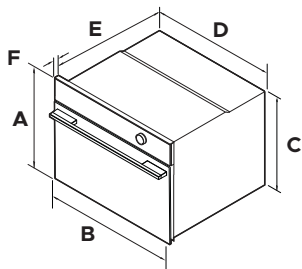
ACCESSING YOUR PRODUCT SPECIFICATIONS



For full product, cabinetry and service specifications, refer to the Planning Guide. To access the Planning Guide, scan the QR code or visit fisherpaykel.com/specify. Search by appliance type, product name or model code.

COMPACT (MINIMAL & CONTEMPORARY MODELS)

OS60NAMHUNB5, OS60NAMHUNG5, OS60NAMHUB5, OS60NAMHUG5,
OS60NAMVUB5, OS60NAMVUG5, OS60NAMVTB5, OS60NAMVTG5,
OS60NACHUDX5, OS60NACVUDX5, OS60NACVTDX5




PRODUCT DIMENSIONS	mm
A Overall height	458
B Overall width	596
C Chassis height	435
D Chassis width	556
E Chassis depth	545
F Control panel thickness	20

CAVITY DIMENSIONS	mm
A Minimum inside height of cavity	440
B Minimum inside width of cavity	560
C Minimum inside depth of cavity	550
Recommended cabinet width	600

ELECTRICAL CONNECTION

SPECIFICATIONS	OS60 MODELS
Dedicated Circuit (A)	16
Rated Power (W)	2800 - 3300
Supply (Hz)	50-60
Voltage (V)	220 - 240
Connection	Hard-wired min 1500mm

CABINETY TRIM



Some models only

For light cabinetry, the supplied trim can be used to improve the overall finish. Refer to your installation guide for details.

